

## **HTL LIMITED**

**Registered Office:** GST Road, Guindy, Chennai – 600 032

**CIN:** U93090TN1960PLC004355

**Email Id:** coo@htllimited.com; **Website:** www.htllimited.com

**Phone:** 044-22501020

### **63<sup>rd</sup> Annual Report 2023-24**

**Date of Annual General Meeting: 26<sup>th</sup> July 2023 @ 12.30 P.M.**

**Venue: Registered Office,**

**57, GST Road,**

**Guindy,**

**Chennai – 600 032**

**And**

**Thru' Video Conferencing over MS Teams.**

<b>Sl. No.</b>	<b>CONTENTS</b>	<b>Page No.</b>
1	Notice	1
2	Directors' Report	6
3	Auditors' Report	32
4	Balance Sheet	45
5	Profit & Loss Account	46
6	Cash Flow Statement	47
7	Statement of Changes in Equity	48
8	Notes to Financial Statements	49
9	Attendance Slip	77
10	Route Map to the Venue of AGM	79
11	Guidelines for attending AGM thru' Video Conferencing	81
12	Proxy Form	85

# HTL LIMITED

Registered Office: GST Road, Guindy, Chennai - 600 032

CIN: U93090TN1960PLC004355

Email Id: coo@htllimited.com; Website: www.htllimited.com

Phone: 044-22501020

## NOTICE

Notice is hereby given that the Sixty Third Annual General Meeting of HTL Limited will be held on **Friday, the 26<sup>th</sup> July, 2024 at 12.30 P.M.** at the Registered Office of the Company at GST Road, Guindy, Chennai – 600 032 and thru' Video Conferencing over MS Teams (link will be provided to the Members on receipt of their request) to transact the following business:

### AS ORDINARY BUSINESS

#### 1. Adoption of Financial Statements

To receive, consider and adopt the Audited Financial Statements of the Company for the year ended 31<sup>st</sup> March, 2024 together with the Reports of the Board of Directors and Auditors thereon.

To consider and if thought fit, to pass, with or without modification(s), the following resolution as an **Ordinary Resolution**:

**“RESOLVED THAT** the Audited Financial Statements of the Company for the year ended 31<sup>st</sup> March, 2024 together with the Reports of the Board of Directors and Auditors thereon be and are hereby received and adopted.”

#### 2. Appointment of Director in place of the retiring Director

To appoint a Director in place of Dr. R. M. Kastia (holding DIN- 00053059) who retires by rotation at this Annual General Meeting and being eligible offers himself for re-appointment.

To consider and if thought fit, to pass, with or without modification(s), the following resolution as an **Ordinary Resolution**:

**“RESOLVED THAT** Dr. R. M. Kastia (holding DIN- 00053059) who retires by rotation and being eligible, offers himself for re-appointment, be and is hereby re-appointed as Director of the Company who shall be liable to retire by rotation under Section 152 of the Companies Act, 2013.”

#### 3. Appointment of Director in place of the retiring Director

To appoint a Director in place of Shri Rajeev Sabherwal (holding DIN- 08420761) who retires by rotation at this Annual General Meeting and being eligible offers himself for re-appointment.

To consider and if thought fit, to pass, with or without modification(s), the following resolution as an **Ordinary Resolution**:

**“RESOLVED THAT** Shri Rajeev Sabherwal (holding DIN- 08420761) who retires by rotation and being eligible, offers himself for re-appointment, be and is

2  
hereby re-appointed as Director of the Company who shall be liable to retire by rotation under Section 152 of the Companies Act, 2013.”

#### AS SPECIAL BUSINESS

#### 4. Ratification of the remuneration payable to the Cost Auditors.

To consider and ratify the remuneration payable to the Cost Auditors.

To consider and if thought fit, to pass, with or without modification(s), the following resolution as an **Ordinary Resolution**:


“**RESOLVED THAT** pursuant to the provisions of Section 148(3) and other applicable provisions, if any, of the Companies Act, 2013 read with the Companies (Audit and Auditors) Rules, 2014 [including any statutory modification(s) or re-enactment(s) thereof for the time being in force], and as recommended by the Audit Committee and approved by the Board of Directors in their Meeting held on 24<sup>th</sup> July, 2023 the Company hereby ratifies the remuneration amounting to Rs. 75,000/- (Rupees Seventy Five Thousand only) plus applicable taxes & reimbursement of out-of-pocket expenses to be incurred for outstation trip in connection with this Audit, payable to M/s STARP & Associates, Cost Accountants (Firm Registration No. 004143), Chennai, who are appointed as the Cost Auditors to conduct the audit of cost records made and maintained by the company for the products viz., Aramid Reinforced Plastic (ARP) Rods, Fibre Reinforced Plastic (FRP) Rods, HDPE and any other products coming under the purview of Cost Audit for the financial year commencing on 01<sup>st</sup> April, 2023 and ending on 31<sup>st</sup> March, 2024.

“**RESOLVED FURTHER THAT** the Board of Directors of the Company be and is hereby authorized to do all such acts, deeds and things and to take all such steps as may be necessary, proper, or expedient to give effect to this resolution.”

**Registered Office:**  
GST Road, Guindy  
Chennai – 600 032

Place: Chennai  
Date: 14.06.2024

**By Order of the Board  
For HTL Limited**

  
**S. Narayanan**  
Company Secretary  
Membership No. ACS 5772

Notes:

**1. Proxy**

- (i) Article 66 of the Articles of Association of the Company provides that a member entitled to attend and vote at a meeting may appoint another person (whether a member or not) as his proxy to attend a meeting and vote on a poll. No member shall appoint more than one proxy to attend on the same occasion. A proxy shall not be entitled to speak at a meeting or to vote except on a poll. The instrument appointing a proxy shall be in writing and be signed by the appointer or his attorney duly authorised in writing or if the appointer is a body corporate, be under its seal or be signed by an officer or an attorney duly authorised by it.
- (ii) Article 67 of the Articles of Association of the Company provides that the instrument appointing a proxy and the power of attorney or other authority (if any) under which it is signed or a notarially certified copy of that power or authority shall be deposited at the Registered Office of the Company not less than forty eight hours before the time for holding the meeting or adjourned meeting at which the person named in the instrument proposes to vote, or in the case of a poll not less than 24 hours before the time appointed for taking of the poll and in default the instrument of proxy shall not be treated as valid.

**2. DETAILS OF THE DIRECTORS SEEKING RE-APPOINTMENT AT THE FORTHCOMING ANNUAL GENERAL MEETING PURSUANT TO SECRETARIAL STANDARDS ON GENERAL MEETINGS ISSUED BY THE INSTITUTE OF COMPANY SECRETARIES OF INDIA (ICSI) AS ON THE DATE OF NOTICE.**

<i>Name of the Director</i>	<b>Dr. R.M. Kastia</b>	<b>Shri Rajeev Sabherwal</b>
<i>DIN</i>	00053059	08420761
<i>Date of Birth (Age in Years)</i>	10.10.1941 (82 years)	03.12.1960 (63 years)
<i>Date of first Appointment</i>	16.10.2001	29.08.2022
<i>Experience/Expertise in Specific Functional Areas</i>	He is having more than five decades of rich experience and of which more than two decades of rich experience in Telecom Industry in senior positions.	He has held prestigious command and staff appointments including serving in the Military Operations Directorate twice. He has in-depth knowledge of emerging operational paradigms and technological transformation. He has been instrumental in paving the future of the Indian Armed Forces towards Net Centric Capabilities and Information Warfare. With an astute understanding and penchant for Operational Communications, he has been instrumental in steering the policy and doctrine formulations in the modern communication battlespace.
<i>Qualification(s)</i>	PG & Phd. in Chemistry, FBIM London.	He is a graduate of Defence Services Staff College, Wellington, Higher Command Course, Mhow and National Defence College, New Delhi. He is a Member of The Institution of Electronics and Telecommunication Engineers.

<i>Directorship in other Companies</i>	HFCL Limited; HFCL Advance Systems Private Limited; Moneta Finance Private Limited; Anupriya Fincap Private Limited; Cosmic Associates Private Limited; & HCP Plastene Bulkpack Limited	Nil
<i>Chairmanship/ Membership of Committees (across all public Cos.)</i>	<b>HTL Limited:</b> Chairman of Audit Committee Chairman of Nomination & Remuneration Committee Chairman of Corporate Social Responsibility Committee Chairman of Risk Management Committee  <b>HFCL Limited-</b> Member of Stakeholders' Relationship Committee; Member of Banking Operation Committee	Nil
<i>Shareholding in the Company</i>	Nil	Nil
<i>Relationship with other Directors and KMPs of the Company</i>	Nil	Nil
<i>No. of Board Meetings held / Attended during the financial year 2023-24</i>	9/9	9/9
<i>Details of Remuneration sought to be paid</i>	Except, sitting fee for attending the Board and/or Committee meetings, no other remuneration is payable.	Except, sitting fee for attending the Board and/or Committee meetings, no other remuneration is payable.
<i>Last Remuneration drawn</i>	Except, sitting fee for attending meetings of Board and various Committees, amounting to Rs. 2,55,000/- (Rupees Two Lakhs and Fifty Five Thousand only) in aggregate during FY 23-24, no other remuneration was paid.	Except, sitting fee for attending meetings of Board and various Committees, amounting to Rs. 1,35,000/- (Rupees One Lakh and Thirty Five Thousand only) in aggregate during FY 23-24, no other remuneration was paid.
<i>Terms and conditions of re-appointment and Remuneration</i>	As mentioned in the Resolution and Statement. Shareholders may also refer Remuneration Policy which is available on the website of the Company i.e. <a href="http://www.htllimited.com">www.htllimited.com</a>	As mentioned in the Resolution and Statement. Shareholders may also refer Remuneration Policy which is available on the website of the Company i.e. <a href="http://www.htllimited.com">www.htllimited.com</a>

### 3. Explanatory Statement pursuant to Section 102 of the Companies Act, 2013

#### ITEM NO. 4

Pursuant to Section 148 of the Companies Act, 2013 read with the Companies (Audit and Auditors) Rules, 2014, as amended from time to time, the Company is required to appoint a Cost Accountant to audit the cost records for applicable

products being manufactured by the Company. Based on the recommendation of the Audit Committee, the Board at its meeting held on July 24, 2023, approved the appointment of M/s STARP & Associates, Cost Accountants (Firm Registration No. 004143) as the Cost Auditors of the Company to conduct audit of cost records maintained by the Company, pertaining to the for the products viz., Aramid Reinforced Plastic (ARP) Rods, Fibre Reinforced Plastic (FRP) Rods, HDPE and any other products coming under the purview of Cost Audit for the financial year commencing on 01<sup>st</sup> April, 2023 and ending on 31<sup>st</sup> March, 2024, at a remuneration of Rs. 75,000/- (Rupees Seventy Five Thousand Only) plus applicable taxes & reimbursement of out-of-pocket expenses to be incurred for outstation trip in connection with this Audit.

In accordance with the provisions of Section 148 of the Act read with Rule 14 of the Companies (Audit and Auditors) Rules, 2014, as amended from time to time, the remuneration payable to Cost Auditors for the financial year 2023-24 as recommended by the Audit Committee and subsequently approved by the Board of Directors has to be ratified by the Members of the Company by way of an Ordinary Resolution.

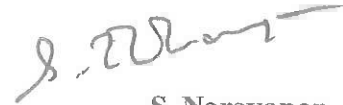
None of the Directors and Key Managerial Personnel of the Company, and their relatives, is in any way concerned or interested, financially or otherwise, in the resolution set out at Item No. 4 of the accompanying Notice.

The Board recommends the ratification of remuneration payable to the Cost Auditors as set out in Item No. 4 for approval by Members of the Company, by way of an Ordinary Resolution.

**Registered Office:**  
GST Road, Guindy  
Chennai – 600 032

Place: Chennai  
Date: 14.06.2024

**By Order of the Board  
For HTL Limited**



**S. Narayanan**  
Company Secretary  
Membership No. ACS 5772

**HTL LTD.**

Registered Office: G.S.T. Road, Guindy, Chennai - 600 032

**DIRECTORS' REPORT**

To the Members,

The Directors have pleasure in presenting the 63<sup>rd</sup> Annual Report and Audited Accounts for the financial year ended 31<sup>st</sup> March 2024.

**FINANCIAL RESULTS**

(Rs. in crore)

<b>PARTICULARS</b>	<b>2023-24</b>	<b>2022-23</b>
Revenue from Operations	844.29	1264.41
Other Income	4.32	4.31
<b>Total Income</b>	<b>848.61</b>	<b>1268.72</b>
Profit / (loss) Before Depreciation, Finance Charges, Exceptional Item viz., VRS Ex-gratia and Taxation	97.66	151.18
Less: Depreciation & Amortization of Expenses	22.72	25.11
Finance Charges	32.73	36.04
Taxation	13.64	25.08
<b>Net Profit/ (Loss) for the year</b>	<b>28.57</b>	<b>64.95</b>
Other Comprehensive Income /Expenditure Re-measurement of defined benefit plans	(0.09)	(0.36)
<b>Total Comprehensive Income for the year</b>	<b>28.48</b>	<b>64.59</b>
Surplus / (Deficit) Brought Forward from Previous Year	128.37	63.77
Surplus / (Deficit) Carried to the Balance Sheet	156.85	128.37

**DIVIDEND**

After taking into consideration of the expansion plans of the Company wherein the required Margin money has to be met out of the internal resources, no dividend can be recommended for the year.

**RESERVES**

The profits of the Company for the year ended 31<sup>st</sup> March 2024 of Rs. 28.57 Crores has been retained in the Surplus account. There were no other transfers to the Reserves for the year under review.

**CHANGES IN CAPITAL STRUCTURE**

There is no change in the capital structure of the Company during the year under review.

**OPERATIONAL REVIEW**

The Company has achieved a Turnover of Rs. 84,428.55 Lakhs during the financial year 2023-24 and the value of sales of different products & services provided during the year under review with comparative figures of the previous year are:-

(Rs in Lakhs)

Description	2023-24	2022-23
Sale of Products – OFC, FRP, ARP, Polymer Compounds, IGFR, OFC Accessories, Wire Harness Products for Aerospace & Defence Sectors and Wire Harness Products for Automotive & Industrial Sectors	83,669.76	1,26,028.21
Service / Job Work Charges	455.77	196.23
Other Operating Revenues	303.02	216.62
<b>TOTAL</b>	<b>84,428.55</b>	<b>1,26,441.06</b>

Following its planned expansion, your company anticipates additional growth in both the domestic and export sectors in the upcoming fiscal year.

### OUTLOOK

The Govt of India is expected to invest USD 9-10 bn towards Phase III of BharatNet. Phase III is expected to start from FY 2024-25 and is likely to drive the market over the next 2-3 years. The National Highway Authority of India (NHAI) is likely to spend USD 1.5-2.0 bn to develop dedicated Right of Way (RoW) for Optical Fiber Cable (OFC) along the greenfield and brownfield highway over the next 3-4 years. In lieu of the ongoing 5G rollout, Indian Private Telcos are expected to spend over USD 10 bn on Optical Fiber Cable (OFC) alone from FY 2024-25 to 2029-30. To boost its 4G & 5G infrastructure, BSNL is expected to spend USD 6-8 bn over the next 4-5 years starting from FY 2024-25. Hence, your Company's core portfolio of OFC & OFC Accessories is expected to grow further considering the aforementioned market potential.

Your Company has already onboarded multiple Sales Channel Partners across the globe for the prospective business of Cable Reinforcements like FRP Rods, ARP Rods, and IGFR Yarns from cable manufacturers worldwide. Your Company is committed to establish its presence as a credible cable reinforcement manufacturer among key markets globally. However, our recent foray into Polymer Compound Manufacturing would help us meet the internal captive consumption requirements of OFC Manufacturing at the Company's plant at Chennai and also to the Plants of the Holding Company viz., HFCL Ltd.

Your Company has, through its Division of Wire Harness Products for Aerospace & Defence Sectors over the last few years of its operations, established long-term relationships with Prominent Defence PSUs and Leading Private Defence OEMs in the Country. Based on these affiliations, your Company is well-positioned to capitalize on Electrical Wiring Interconnect Systems (EWIS) requirements as arising for Air, Land & Naval Strategic Defence Programs both from Defence PSUs and Private OEMs alike. As per Defence Offset Management Wing (DOMW), the total offset obligation pending with foreign OEMs is worth USD 6.39 bn, which is expected to materialize in favor of domestic aerospace & defence manufacturers. In lieu of these industry tailwinds, your Company anticipates a significant growth trajectory in the years to come.

The Automotive OEMs across both Domestic & Global Markets are rapidly transitioning towards Electric Vehicles. Acknowledging this shift, your Company has been developing products specifically designed to meet the necessities of green mobility solutions based



on OEM mandates. The Indian Automotive Industry in particular has been changing rapidly. Consumers are increasingly becoming more discerning towards premium features in vehicles, which has led the OEMs to focus more on electrification & connectivity, which can only be made possible through wiring harnesses. Hence, your Company is effectively tapping into these megatrends and aims to increase its share of business among its OEMs across vehicle segments.

Your Company is progressing well with its commitment / expansion / diversification plans and thereby its financial performance / net worth has been improving consistently. Your Company's business outlook is promising for its products both in domestic and export markets.

## **SIGNIFICANT EVENTS**

### **Optical Fiber Cables & Accessories for Optical Fiber Cables**

US Government has recently announced adoption of the new Policy of the Build America Buy America Act (BABAA) i.e. 100% domestic manufacturing stipulated for their buying and further, exports to European Countries got affected because of the Anti Dumping Policy of Europe.

Furthermore, there was a slump in the domestic market during the year under review due to the reduction of orders from one of the main customers viz., Jio.

During the year under review, your Company has successfully developed new products viz., (i) 4F Tactical Cables for Defence Sector; (ii) Polypropylene Dry-Dry Multi-Tube Cables with excellent environmental performance at all conditions; (iii) 12F & 36F MPO Trunk Cables with 2mm sub-unit diameter for Data Centres in abroad; (iv) Furcation Tubes for smooth and easy Fiber insertion with better bendability & kink resistance when terminating and operating; (v) 1.8 mm Air Blown Optical Fiber Cables which can be easily deployed from the duct from one location to another by reducing friction between the sheath and duct which will be cost effective cable installation; (vi) 1F Toneable & Non Toneable Round Drop Cable suitable for Duct & Open Trench Applications; and (vii) FRP Armouring with two layers of PE & Nylon Jacket which gives good mechanical performance along with enhanced rodent protection.

### **Passive Connectivity Solutions**

Your Company has developed (i) Flat Drop Cable Assembly hardened full size to SC/APC for rugged outside plant environment; and (ii) Tenable Cable Assembly as used in Outdoor Connectivity, which have market potentials in abroad.

### **Wire Harness Products – Automotive & Industrial Sectors**

During the year under review, your Company has established its relationships with reputed Automobile Industries in India for supply of its Wire Harnesses and also started receiving their orders. Further, the Company has also entered into long term agreement from its Customer abroad.

Your Company has successfully cleared VDA 6.3 Audit with Yellow Category, which corresponds to all audit parameters to be mostly fulfilled. This audit was undertaken by IEE, Luxembourg.

Your Company has secured several Awards viz., 'Best Auto Part Manufacturer of the Year' from Franchise India, 'Gold Award' from CII National Competition for SMED & Quality Circle Forum Of India.

Your Company has received Certificate of Excellence from BEL Kotdwara for its exemplary service as a supplier for its On- Time Delivery & Best- in- Class Products with the highest quality for their Projects during FY 2022-23.

### **Wire Harness Products – Aerospace & Defence Sectors**

Your Company has established its relationships with reputed Defence & Aircraft Industries for supply of its Wire Harnesses and also started receiving their orders during the year under review.

Your Company's state of the art Aerospace & Defence facility at Hosur is now AS9100D certified, the foremost Quality Management Standard for the Aerospace Industry worldwide.

### **Events & Exhibitions**

Your Company has participated in several events and exhibitions held in India for promoting its products and also to expand its Customer base.

### **Trademarks**

During the year under review your Company has obtained Trademark Registrations under Class 1 & 17 of the Trademarks Act for its products viz., Polymer Compounds with brand name as HTLene and under Class 9 of the Trademarks Act for its products viz., Passive Connectivity Solution Components with brand name HTL Dataconnect.

### **NUMBER OF MEETINGS OF THE BOARD HELD DURING THE FINANCIAL YEAR UNDER REVIEW**

There were nine meetings held during the Financial Year 2023-24 i.e., on 28.04.2023, 08.06.2023, 24.07.2023, 17.08.2023, 21.09.2023, 18.10.2023, 19.12.2023 23.01.2024 and 21.03.2024. The intervening gap between two meetings of the Board is within the stipulated time prescribed in the Companies Act, 2013.

### **ANNUAL RETURN**

The Annual Return of the Company as on 31<sup>st</sup> March, 2023 in prescribed e-form MGT-7 in accordance with Section 92(3) of the Act, read with Section 134(3)(a) of the Act, is available on the website of the Company and may be accessed at the web-link: <https://htllimited.com/uploadimages/230823174439FY2022-23.pdf>

Further, the Annual Return i.e. e-form MGT-7 for the FY 2023-24 shall be filed by the Company with the Registrar of Companies, Tamil Nadu within the stipulated period and the same can also be accessed thereafter on the Company's website.

**DETAILS OF DIFFERENCE BETWEEN AMOUNT OF THE VALUATION DONE AT THE TIME OF ONE TIME SETTLEMENT AND THE VALUATION DONE WHILE TAKING LOAN FROM THE BANKS OR FINANCIAL INSTITUTIONS**

The Rule 8 (5) of Accounts Rules, 2014 w.r.t. the details of difference between amount of the valuation done at the time of one time settlement and the valuation done while taking loan from the Banks or Financial Institutions is not applicable to the Company during the year under review.

**LOANS, GUARANTEES AND INVESTMENTS**

The details of loans, guarantees and investments under Section 186 of the Companies Act, 2013 read with the Companies (Meetings of Board and its Powers) Rules, 2014 outstanding as at 31<sup>st</sup> March, 2024 are as follows:

<b>Particulars</b>	<b>Amount in Rs.</b>
Loans given	NIL
Guarantees provided	NIL
Investments made	18,59,950

**HOLDING COMPANY**

HFCL Limited is the Holding Company and is having 74% equity shares in the Company. The Holding Company is a Listed Public Limited Company and its CIN is L64200HP1987PLC007466 and their Registered Office is at 8, Electronics Complex, Chambaghat, Solan – 173 213 (Himachal Pradesh).

**PERFORMANCE OF SUBSIDIARIES, ASSOCIATES AND JOINT VENTURES**

In pursuant to Rule 8 (1) of Accounts Rules 2014, the highlights on performance of Subsidiaries, Associates and Joint Ventures are not applicable to the Company.

**COMPANY'S POLICY ON DIRECTOR'S APPOINTMENT AND REMUNERATION**

The Nomination and Remuneration Committee (NRC) of the Company identifies and ascertains the integrity, qualifications, expertise and experience of the person for appointment as Director, Manager, Key Management Personnel (KMP) or at senior management personnel and recommend to the Board his / her appointment. A person should possess adequate qualifications, expertise and experience for the position he / she is considered for appointment in the Company.

As per the policy followed by the Company, the non-executive directors are paid remuneration in the form of sitting fee for attending Board and Committee meetings as fixed by the Board of Directors from time to time, subject to the statutory provisions. The Remuneration Policy of the Company may be accessed at the web-link: <https://htllimited.com/uploadimages/060422152133RemunerationPolicy.pdf>

Presently the sitting fees is Rs.15,000/- per Board / Committee meeting.

The NRC considers pay and employment conditions in the industry, merit and seniority of the person and the paying capacity of the Company for the appointment and remuneration of Manager and other Key Management Personnel viz., Chief Financial Officer and Company Secretary.

The NRC fixes the remuneration package of Manager, Chief Financial Officer and Company Secretary after taking into consideration the level and composition of remuneration to be reasonable and sufficient to attract, retain and motivate the person to ensure the quality required to run the Company successfully. The remuneration comprises of salary, perquisites, allowances apart from the retirement benefits like Provident Fund, Superannuation, Gratuity, etc. as per the Rules of the Company. Further, the Manager is entitled to customary non-monetary benefits such as company car, furnished accommodation, health care benefits, leave travel, communication facilities, etc. The terms of the appointment also provide for severance payment.

#### **NOMINATION AND REMUNERATION COMMITTEE**

In pursuant to Section 178 with Rule 7 of the Companies (Meetings of the Board and its Powers) Rules, 2014, the Company has a Nomination and Remuneration Committee with four Members viz., Shri R. M. Kastia, Chairman, Shri Mahendra Nahata, Member, Dr. Tamali Sengupta, Member and Shri B. K. Nath, Member.

Shri B. K. Nath inducted as Member of the Committee w.e.f. 28.04.2023.

There were two meetings of the Nomination and Remuneration Committee held during the Financial Year 2023-24 i.e., on 18.10.2023, and 19.12.2023.

#### **CORPORATE SOCIAL RESPONSIBILITY COMMITTEE**

The Company has a Corporate Social Responsibility (CSR) Committee and also its policy of Corporate Social Responsibility pursuant to the requirements under the Companies Act, 2013.

The Members of the CSR Committee are Dr. R. M. Kastia, Chairman, Shri K. C. Jani, Member, Dr. Tamali Sengupta, Member and Shri B. K. Nath, Member.

Shri B. K. Nath inducted as Member of the Committee w.e.f. 28.04.2023.

There was one meeting of the Corporate Social Responsibility Committee held on 13.10.2023 during the Financial Year 2023-24.

#### **REGISTRAR AND SHARE TRANSFER AGENT (RTA)**

M/s. KFin Technologies Limited (formerly KFin Technologies Private Limited), having its office at Selenium, Tower B, Plot No. 31 & 32, Gachibowli, Nanakramguda, Hyderabad-500 032 are the Registrar and Share Transfer Agent of the Company.

#### **RELATED PARTY TRANSACTIONS**

During the year under review, the Company has entered into transactions with related party viz., HFCL Limited, the Holding Company and its Associate Company viz., Nimpaa Telecommunications Private Limited and Other Related Company viz., Exicom Tele-Systems Limited & Exicom Energy Systems Private Limited, and Wholly owned Subsidiaries of the Holding Company viz., HFCL Inc., HFCL B.V. & HFCL Technologies Private Limited, as defined under Section 2(76) of the Companies Act, 2013 read with the Companies (Specification of Definitions Details) Rules, 2014, which were in the ordinary course of business and on arm's length basis and in accordance with the provisions of the Companies Act, 2013 and the Rules issued there under.

12

The Company has not entered into any transactions with the related parties which were at arm's length basis but not in ordinary course of business.

The details of the related party transactions as required under Indian Accounting Standard- 24 are set out in Note No. 41 to the Financial Statements forming part of this Annual Report.

The Company's policy on Related Party Transaction is available on the website of the Company at the web-link: <https://htllimited.com/uploadimages/271022154227HTL-PolicyonRPT.pdf>

## **FIXED DEPOSITS**

During the year under review the Company has not accepted any deposit within the meaning of Section 73 and 74 of the Companies Act, 2013 read with the Companies (Acceptance of Deposits) Rules, 2014.

## **DIRECTORS**

As on 31st March, 2024, the Company had 7 (Seven) Directors on the Board.

### **Re-Appointments / Appointments**

In accordance with the provisions of Section 152 of the Act, Dr. R. M. Kastia (DIN: 00053059), Director (Non- Executive) and Shri Rajeev Sabherwal (DIN: 08420761) Director (Non-Executive) are liable to retire by rotation at the ensuing 63<sup>rd</sup> Annual General Meeting of the Company and being eligible, offer themselves for re-appointment.

The brief resume and other related information of them are being given in the Notice convening the 63<sup>rd</sup> AGM of your Company.

Your Directors recommend their re-appointment as Non-Executive Director of your Company.

Shri Rajeev Sabherwal (DIN: 08420761) was appointed as a Director (Non-Executive), by the Shareholders of the Company in their AGM w.e.f. 28.07.2023.

Shri Ajay Kumar (DIN: 10265781) has been nominated as a Director of the Company by Government of India w.e.f. 08.08.2023.

Shri Pankaj Garg (DIN: 10513597) has been appointed as a Nominee Director of the Company by Government of India w.e.f. 19.02.2024.

### **Cessation**

Shri Ajay Kumar (DIN: 10265781) ceased to be a Director w.e.f. 14.02.2024 consequent upon withdrawal of nomination by Government of India vide their letter Ref. No. 5-5/2021-PSA dated 14.02.2024.

### **Declaration by the Company**

The Company has issued confirmation to its Directors, confirming that it has not made any default under Section 164(2) of the Act, as on 31<sup>st</sup> March, 2024.

### Declaration by Independent Director

The Company has received declaration from the Independent Director confirming that she meets the criteria of independence as prescribed under the provisions of the Act, read with the Schedules and Rules issued thereunder (including any statutory modification(s) or re-enactment(s) thereof for the time being in force) and that they are independent of management.

### AUDIT COMMITTEE

In pursuant to Section 177(8) with Rule 6 of the Companies (Meetings of the Board and its Powers) Rules, 2014, the Company has an Audit Committee with four Members viz., Dr. R. M. Kastia, Chairman, Shri K. C. Jani, Member, Dr. Tamali Sengupta, Member and Shri B. K. Nath, Member.

Shri B. K. Nath was inducted as Member of the Committee w.e.f. 28.04.2023.

There were five meetings held during the Financial Year 2023-24 i.e., on 28.04.2023, 24.07.2023, 18.10.2023, 23.01.2024 and 08.02.2024.

### GENERAL BODY MEETINGS

- (a) Location and time where Annual General Meetings of the Company held in the last 3 years are given below:

Financial Year	Location	Date	Time
2022-23	Regd. Office, GST Road, Guindy, Chennai Thru' Video Conferencing over MS Teams	28.07.2023	12.30 P.M.
2021-22	Regd. Office, GST Road, Guindy, Chennai Thru' Video Conferencing over MS Teams	29.07.2022	12 Noon
2020-21	Regd. Office, GST Road, Guindy, Chennai Thru' Video Conferencing over MS Teams	16.07.2021	12 Noon

- (b) Location and time where Extra Ordinary General Meetings of the Company held in the last 3 years are given below:

Financial Year	Location	Date	Time
2022-23	Nil		
2021-22	Nil		
2020-21	Regd. Office, GST Road, Guindy, Chennai Thru' Video Conferencing over MS Teams	04.01.2021	12 Noon

### COMPLIANCE WITH SECRETARIAL STANDARDS

Your Directors confirm that the Secretarial Standards issued by the Institute of Company Secretaries of India, as applicable to the Company have been complied with.

## **KEY MANAGERIAL PERSONNEL**

During the year under review, Shri G. S. Naidu, Manager, Shri C. D. Ponnappa, Chief Financial Officer and Shri S. Narayanan, Company Secretary & General Manager (Legal) continue to be the Key Management Personnel in accordance with the provisions of Section 203 of the Companies Act, 2013 and Rules made thereunder.

Shri G. S. Naidu, Chief Operating Officer has been re-appointed as 'Manager' of the Company w.e.f. 25.06.2023 for a further period of one year with required approvals.

## **PARTICULARS OF EMPLOYEES' AND RELATED DISCLOSURES**

In terms of the provisions of Section 197(12) of the Companies Act, 2013 read with Rules 5(2) and 5(3) of the Companies (Appointment and Remuneration of Management Personnel) Rules, 2014 (including any statutory modification(s) or re-enactment(s) thereof for the time being in force), a statement showing the names of top ten employees of the Company in terms of remuneration drawn as per the said Rules are given in ANNEXURE I annexed herewith and forms part of this Report.

There is no employee drawing remuneration in excess of the limits set out in the said Rules.

## **DIRECTORS' RESPONSIBILITY STATEMENT**

Pursuant to the requirements under Section 134 of the Companies Act, 2013 with respect to Directors' Responsibility Statement, it is hereby confirmed:

1. that in the preparation of the accounts for the financial year ended 31<sup>st</sup> March, 2024, the applicable accounting standards have been followed along with proper explanations relating to material departures;
2. that the Directors have selected such accounting policies and applied them consistently and made judgments and estimates that were reasonable and prudent (read with Note No. 3 of Notes to the Audited Statement of Accounts) so as to give a true and fair view of the state of affairs of the Company at the end of the financial year and of the profit of the Company for that period;
3. that the Directors have taken proper and sufficient care for the maintenance of adequate accounting records in accordance with the provisions of the Companies Act, 2013 for safeguarding the assets of the Company and for preventing and detecting fraud and other irregularities;
4. that the Directors had prepared the annual accounts on a going concern basis;
5. that the Directors have laid down proper internal financial controls to be followed by the Company and that such internal financial controls are adequate and are operating effectively; and
6. that the Directors have devised proper systems to ensure compliance with the provisions of all applicable laws and that such systems were adequate and operating effectively.

## **DEPOSITORY SYSTEMS**

Your Company's Scrip has come under compulsory dematerialisation as per the amended provisions of the Companies Act, 2013. So far, 74% of the equity shares have been dematerialised.

The ISIN allotted to the equity of the Company is INE133T01011.

### CORPORATE SOCIAL RESPONSIBILITY

In pursuant to the CSR Objectives of the Company, your Company is actively engaged in CSR initiatives in order to contribute to the upliftment of needy people in healthcare & educational activities. The details of the CSR projects undertaken by the Company are:-

<b>Ongoing CSR Projects of the Company</b>				
	Mobile Medical Unit @ Chennai- in association with Wockhardt Foundation	Mobile Medical Unit @ Hosur- in association with Wockhardt Foundation	Mobile Medical Unit- 2 @ Chennai- in association with Wockhardt Foundation	Inclusive Education for Children with Special Needs @ Chennai - in association with The Tamil Nadu Arya Samaj Educational Society (TNAES)
<b>Total Project Cost (Amount in Rs.)</b>	1,05,00,000	1,05,00,000	1,08,85,456	1,75,10,000
<b>Project Period-</b>	3 years	3 years	3 Years	3 Years
<b>Commenced on</b>	16.03.2022	30.01.2023	02.08.2023	01.12.2023
<b>Amount Spent as on 31.3.2024 (In Rs.)</b>	78,14,810	51,51,180	39,85,306	37,20,000
<b>No of beneficiaries covered till 31.3.2024</b>	55,017	21,488	17,569	70

The Company has a CSR obligation of Rs. 1,34,78,691/- for FY 2023-24.

The CSR Committee of the Company in their meeting held on 13.10.2023 have allocated Rs. 68,25,331/- out of the CSR obligation of FY 2023-24 of Rs. 1,34,78,691/- for the ongoing project viz., 2<sup>nd</sup> MMU in Chennai which is being implemented by the Wockhardt Foundation. Furthermore, the Committee approved the project viz., DAV Inclusive Education Initiative to promote inclusive learning for children with special needs in association with Tamil Nadu Arya Samaj Educational Society (TNAES) a non - profitable society, over a period of 3 years at a total cost of Rs. 175.10 Lakhs of which Rs. 66,53,360/- will be the initial contribution out of the CSR obligation of FY 2023-24.

The Company disbursed Rs. 37,20,000/- on 22.11.2023 to The Tamil Nadu Arya Samaj Education Society (TNAES) being the 1<sup>st</sup> Instalment towards CAPEX amounting Rs. 18,00,000/- & OPEX amounting to Rs. 19,20,000/- as per the agreed terms for the approved CSR Project viz., DAV Inclusive Education Initiative to promote inclusive learning for children with special needs.



Since the Company could not fully utilize the above allocated sums on its identified CSR projects which are being implemented in 3 years, the unspent balance of CSR obligation of FY 2023-24 is amounting to Rs. 97,58,691/- as on 31.3.2024, which has been transferred to a separate bank Account viz., HTL Ltd.- Unspent Corporate Social Responsibility Account FY 2023-24 with Yes Bank Ltd. on 25.04.2024 as per the Act.

In compliance with the requirements of Section 135 of the Act, the Company has laid down a Corporate Social Responsibility (CSR) Policy along with Composition of Committee. The CSR Policy along with Composition of Committee is available on the website of the Company and may be accessed at the web-link:

<https://htlimited.com/uploadimages/120423145219CSRPolicy&CompositionofCommittee.pdf>.

The disclosures as required under the Companies Act, 2013 read with applicable Rules are furnished in **ANNEXURE II** and forms part of this Report.

### **AUDITORS AND AUDITORS' REPORT**

At the 59<sup>th</sup> Annual General Meeting of the Company, M/s. Oswal Sunil & Company (Firm Registration. No. 016520N), Chartered Accountants, New Delhi were appointed for one term of consecutive 5 years as Statutory Auditors of the Company to hold office till the conclusion of 64<sup>th</sup> Annual General Meeting.

The Auditors' Report does not contain any qualification, reservation or adverse remark.

Further, there were no frauds reported by the Statutory Auditors to the Audit Committee or the Board under Section 143(12) of the Act.

### **SECRETARIAL AUDIT**

Pursuant to the provisions of Section 204 of the Companies Act, 2013 read with the Companies (Appointment and Remuneration of Managerial Personnel) Rules, 2014, your Company has appointed Shri R. Balasubramanian, Practising Company Secretary having Membership No. F10011 and C.P.No.11979 to conduct the Secretarial Audit of your Company for the financial year 2023-24. The Secretarial Audit Report is annexed herewith as **ANNEXURE III** to this Report.

### **Remarks by Secretarial Auditor**

Further, the Company is required to appoint 2 (Independent Directors) pursuant to Section 149(4) of the Companies Act, 2013, of which, the Company has already appointed 1 (One) Independent Director and further in the process of identification and appointment of another Independent Director.

### **Explanation by the Board pursuant to Section 134(3)(f) of the Act**

The Company has already appointed one Independent Director who is independent of management. The Company is in the process of identifying a suitable person for appointing him / her as another Independent Director as per the provisions of the Act, read with the Schedules and Rules issued thereunder (including any statutory modification(s) or re-enactment(s) thereof, for the time being in force).

**PERSONNEL**

The manpower strength at the close of the financial year was 402 as compared to 397 at the beginning of the financial year.

**CONSERVATION OF ENERGY/ TECHNOLOGY ABSORPTION AND FOREIGN EXCHANGE EARNINGS AND OUTGO**

The information on conservation of energy, technology absorption and foreign exchange earnings and outgo as stipulated under Section 134(3)(m) of the Companies Act, 2013 read with the Companies (Accounts) Rules, 2014 is set out in ANNEXURE IV and forms part of this Report.

**MATERIAL CHANGES AND COMMITMENTS AFFECTING THE FINANCIAL POSITION OF THE COMPANY WHICH HAVE OCCURRED BETWEEN 31<sup>st</sup> MARCH, 2024 AND DATE OF THIS REPORT**

There are no material changes and commitments affecting the financial position of the Company between the end of the financial year (31<sup>st</sup> March, 2024) and date of this Report (30<sup>th</sup> April, 2024).

**APPLICATION MADE OR PENDING UNDER INSOLVENCY & BANKRUPTCY CODE, 2016 (IBC)**

In pursuant to the Rule 8(5) of Accounts Rules 2014, there is no application made or pending under IBC, 2016 during the year under review.

**SIGNIFICANT/MATERIAL ORDERS PASSED BY THE REGULATORS OR COURTS OR TRIBUNALS**

There are no significant/ material orders passed by the Regulators/ Courts or Tribunals impacting the going concern status of your Company and its operations in future.

**INDIAN ACCOUNTING STANDARDS (IND AS)**

Your Company's financial statements for the year ended 31<sup>st</sup> March, 2024 are the financial statements prepared in accordance with Ind AS notified under the Companies (Indian Accounting Standards) Rules, 2015 and Companies (Indian Accounting Standards) Amendments Rules, 2016 as applicable.

**ADEQUACY OF INTERNAL FINANCIAL CONTROLS WITH REFERENCE TO THE FINANCIAL STATEMENTS**

Having regard to Rule 8 (5) (viii) of the Companies (Accounts) Rules, 2014, the details in respect of adequacy of internal financial controls with reference to the financial statements of the Company are as follows:

Your Company maintains appropriate systems of internal control including monitoring procedures. These internal control systems ensure reliable and accurate financial reporting, safeguarding of assets, keeping constant check on cost structure and adhering to management policies. The internal controls are commensurate with the size, scale and complexity of our operations and facilitate timely detection of any irregularities and early remedial steps against factors such as loss from unauthorized use and disposition, Company policies, guidelines and procedures provide for adequate checks and balances which are meant to ensure that all transactions are authorized, recorded and reported

correctly. The internal controls are continuously assessed and improved / modified to meet changes in business conditions, statutory and accounting requirements.

Constant monitoring of the effectiveness of controls is ensured by periodical audits performed by the external Internal Auditor viz., M/s. Anil Aggarwal & Co., Chartered Accountants, Chennai – 600 032.

The Audit Committee regularly meets and reviews the results of the various internal control audits both with the Auditors as well as with the respective Auditees.

The Audit Committee is apprised of the findings as well as the corrective actions that are taken. Periodical meetings between the Audit Committee and the Company Management also ensure the necessary checks and balances that may need to be built into the control system.

### **RISK MANAGEMENT**

The Company has a comprehensive risk management policy to take care of the business and other risks related to the Company.

The Risk Management Policy of the Company may be accessed at the web-link: <https://htllimited.com/uploadimages/190221130320HTL-RiskManagementPolicy.pdf>

### **VIGIL MECHANISM / WHISTLE BLOWER POLICY**

As required under Section 177(9) of the Companies Act, 2013 read with Rule 7 of the Companies (Meetings of Boards and its Powers) 2014, the Company has adopted a policy on vigil mechanism / whistle blower. The policy provides direct access to the Chairman of the Audit Committee in case any employee should choose to report or bring up a complaint.

Your Company affirms that no one has been denied access to the Chairman of the Audit Committee and also that no complaints were received during the year.

The Policy on Vigil Mechanism / Whistle Blower Policy may be accessed at the web-link: <https://htllimited.com/uploadimages/060422144313WhistleBlowerPolicy-VigilMechanism-HTL.final.pdf>

### **PREVENTION OF SEXUAL HARASSMENT**

The Company has a Committee to redress complaints received regarding sexual harassment in line with the requirements of the Sexual Harassment of Women at Workplace (Prevention, Prohibition, and Redressal) Act, 2013. All employees (permanent, contractual, temporary and trainees) are covered under this system. No complaints were received during the year under review.

### **CAUTIONARY STATEMENT**

Important factors that would make a difference to the Company's operations/ future prospects include demand supply conditions, raw material prices, changes in government regulations, tax regimes and economic developments within the country and abroad and such other factors.

**CHANGE IN THE NATURE OF BUSINESS, IF ANY**

There is no change in the nature of business of the Company during the financial year under review.

**DETAILS IN RESPECT OF FRAUDS REPORTED BY AUDITORS**

There were no such frauds which were reported by Auditors during the year, under Section 143(12) of the Companies Act, 2013.

**COST RECORDS AND COST AUDIT**

Your Company has maintained cost accounts and records as specified by the Central Government under sub-section (1) of Section 148 of the Act and the relevant rules made thereunder.

The Board at its meeting held on 24<sup>th</sup> July, 2023, appointed M/s. STARP & Associates, Cost Accountants (Firm Registration No. 004143) as the Cost Auditors of the Company on recommendation of the Audit Committee to conduct audit of cost records maintained by the Company, for the products viz., Aramid Reinforced Plastic (ARP) Rods, Fibre Reinforced Plastic (FRP) Rods, HDPE and any other products coming under the purview of Cost Audit for the financial year commencing on 01<sup>st</sup> April, 2023 and ending on 31<sup>st</sup> March, 2024 in accordance with the Section 148 of the Act read with the Companies (Cost Records and Audit) Rules, 2014. The remuneration is to be ratified by the Members in the ensuing Annual General Meeting.

**ACKNOWLEDGEMENTS**

Your Directors wish to place on record their appreciation for the valuable co-operation and support received from Department of Telecommunications, Government of India, Government of Tamil Nadu, the Banks, and other stakeholders such as Shareholders, Customers and Suppliers, among others. The Directors look forward to their continued support in future.

Your Directors wish to place on record their sincere appreciation of the dedicated efforts put in by the employees at all levels in the Company.

Your Directors acknowledge your continued trust and confidence on the Company.

For and on behalf of the Board

Place: New Delhi  
Date : 30.04.2024

**Mahendra Nahata**  
Chairman  
DIN: 00052898

## Statement containing particulars of employees in accordance with rule 5(2) of Companies (Appointment and Remuneration of Managerial Personnel) Rules, 2014 or amendments made thereto:

Names of the top ten employees of the Company in terms of remuneration drawn and the names of employees who were employed through out the financial year 2023-24 and were paid remuneration not less than Rs.1,02,00,000/- per annum and employees who were employed for a part of financial year 2023-24 and were paid remuneration not less than Rs. 8,50,000/- per month

Sl. No.	Name	Remuneration (Rs)	Nature of Employment	Designation	Qualifications & Experience	Date of Commencement of Employment	Age (Years)	Last Employment Held
1	Shri. G S Naidu # * Appointed as 'Manager' under the Companies Act w.e.f.	1,88,93,586	Permanent	Chief Operating Officer and Manager*	B.E (Electrical) 38 Years	15.06.2015	60 Yrs	President Business Head, M/s. Sudarshan Telecom Ltd., Mysuru
2	Shri. C D Ponnappa #	95,27,474	Permanent	Chief Financial Officer	B. Com, ACA, SMP (IIM) 27 Years	17.05.2016	52 Yrs	Associate Vice President, M/s. Software Paradigms India Pvt Ltd., Mysuru
3	Shri CP Mahender #	64,33,173	Permanent	Senior Vice President - HR	BCS, MPM 32 Years	12.06.2020	57 Yrs	Vice President - HR &IR, M/s. Kshema Power & Infrastructure Co Pvt.Ltd., Chennai
4	Shri S. Krishnakumar	50,18,520	Permanent	Vice President - Automotive Division	B.E (Automobile), MBA 30 Years	15.11.2019	52 Yrs	DGM - Business Management & Supply Chain (OEM&OES), M/s. MINDA Corporation Ltd., Chennai
5	Shri Kiran Kumar Balakrishna	50,15,156	Permanent	Vice President (A&D)	B.E (Mech.) 31 Years	20.01.2021	54 Yrs	Sr. Delivery Manager, M/s. L&T Technologies Services, Bangalore
6	Shri. Anil B. Lagad	46,20,065	Permanent	Associate Vice President (PCS)	M.Sc. (Physics) 23 Years	25.08.2015	47 Yrs	Manager, M/s. Sterlite Technologies, Silvaassa
7	Shri Anupam Sharma	40,62,500	Permanent	Vice President (PCS - Marketing & Sales)	B.E. (Electronics), MBA (MIMT)	16.08.2023	54 Yrs	Sales Director - M/s. Huber+Suhner Electronics Pvt. Ltd, Bangalore
8	Shri Raghu Nair	40,00,000	Contractual	Senior Vice President (CRS & Polymer Division)	B.E & M.E. 36 years	17.08.2022	62 Yrs	Chief Operating Officer, M/s. Nimpaa Telecommunications Pvt. Ltd., Chennai
9	Shri O V S Ramakrishna Sarma	36,15,179	Permanent	General Manager (Purchase)	BE Mech, PGDM-SCM 19 Years	12.03.2022	43 Yrs	DGM - Purchase, M/s. West Coast Optilinks, Mysuru
10	Shri. S.Rajasekaran	35,97,024	Permanent	General Manager (SCM)	B.E. (Industrial Engineering), MBA - Material Management 23 Years	28.08.2019	49 Yrs	Head - Supply Chain M/s. Dantfoss Industries, Chennai

# Includes Long Term Incentive and One Time Incentive.

## Notes :

(i) The remuneration shown above comprises Salary, Allowances, Perquisites, Ex-gratia, Medical, Company's contribution to Provident Fund and all other reimbursements, if any.

(ii) None of the employees is related to any Director of the Company.

(iii) None of the above employee draws remuneration more than the remuneration drawn by Manager and holds by himself or along with his spouse and dependent children not having any equity shares in the Company.

MAHENDRA NAHATA  
CHAIRMAN  
DIN: 00052898

## Annexure II to the Directors' Report

### Annual Report on CSR Activities for the Financial Year 2023- 24

#### 1. Brief outline on CSR Policy of the Company.

The Company has a CSR policy in pursuant to the provisions of Section 135 of the Companies Act, 2013 read with the Companies (Corporate Social Responsibility Policy) Rules, 2014 which was further amended by the Board of Directors of the Company at its meeting held on 28<sup>th</sup> April, 2023 on the recommendation of the CSR Committee after taking into consideration of the revised provisions of the Act and Rules.

The Board has broadly identified the following CSR activities, around which your Company shall be focusing:

- (i) Promoting health care including preventive health care.
- (ii) Sanitation and making available safe drinking water.
- (iii) Eradicating hunger, poverty and malnutrition.
- (iv) To arrange establish, run, manage, control, look after and supervise the widows homes, old age homes, orphanages, child welfare centres and to provide medical relief and/or aid to the suffering human body.
- (v) To establish sponsor, administer and provide funds, stipends, scholarships and study grants to enable poor deserving and /or meritorious students and teachers to pursue their studies, research and training in any fields in India.
- (vi) Promoting education, including special education and employment enhancing vocation skills especially among children, youth, women, elderly and the differently abled and livelihood enhancement projects.
- (vii) Rural development projects.

#### 2. Composition of CSR Committee:

Sl. No.	Name of Director	Designation / Nature of Directorship	Number of meetings of CSR Committee held during the year	Number of Meetings of CSR Committee attended during the year
1	Dr. R.M. Kastia	Chairman / Non – Executive Director	1	1
2	Shri K.C. Jani	Member / Non – Executive Director	1	1
3	Dr. Tamali Sengupta	Member / Non – Executive Woman Independent Director	1	1
4	Shri B. K. Nath*	Member / Non – Executive Nominee Director	1	1

\*Shri B. K. Nath nominated as Member of the Committee w.e.f. 28.04.2023.

3. **Provide the web-link(s) where Composition of CSR Committee, CSR Policy and CSR Projects approved by the Board are disclosed on the website of the Company:**

Composition of CSR Committee:

<https://htllimited.com/uploadimages/030523151457HTLRevisedCSRPolicyw.e.fApril2023.pdf>

CSR Policy:

<https://htllimited.com/uploadimages/030523151457HTLRevisedCSRPolicyw.e.fApril2023.pdf>

Approved CSR Projects:

<https://htllimited.com/uploadimages/080622162407HTLCSRProject-Chennai.pdf>

<https://htllimited.com/uploadimages/080622162614HTLCSRProject-Hosur.pdf>

[https://htllimited.com/uploadimages/300323180053HTL\\_CSR\\_Project-2ndMMUChennai.pdf](https://htllimited.com/uploadimages/300323180053HTL_CSR_Project-2ndMMUChennai.pdf)

<https://htllimited.com/uploadimages/140224111839DAVChennai-InclusiveEducationInitiativeforChildrenwithSpecialNeeds-FY2023-24.pdf>

4. **Provide the executive summary along with web-link(s) of Impact assessment of CSR projects carried out in pursuance of sub-rule (3) of rule 8 of the Companies (Corporate Social Responsibility Policy) Rules, 2014, if applicable.**

Not Applicable.

5. (a) Average net profit of the company as per section 135(5).  
The average net profits of the Company during the last three years is Rs. 67,39,34,569.13/-.
- (b) Two percent of average net profit of the company as per section 135(5):  
Rs. 1,34,78,691/-.
- (c) Surplus arising out of the CSR projects or programmes or activities of the previous financial years:  
Nil
- (d) Amount required to be set off for the financial year, if any:  
Not Applicable.
- (e) Total CSR obligation for the financial year [(b)+(c)-(d)]:  
Rs. 1,34,78,691/-.
6. (a) Amount spent on CSR Projects (both Ongoing Project and other than Ongoing Project):- Rs. 37,20,000/-
- (b) Amount spent in Administrative Overheads: - Nil
- (c) Amount spent on Impact Assessment, if applicable: - Not Applicable
- (d) Total amount spent for the Financial Year [(a)+(b)+(c)]: - Rs. 37,20,000/-

## (e) CSR amount spent or unspent for the financial year 2023-24:

Total Amount Spent for the Financial Year 2023-24 (in Rs.)	Amount Unspent (in Rs.)				
	Total Amount transferred to Unspent CSR Account as per section 135(6).		Amount transferred to any fund specified under Schedule VII as per second proviso to section 135(5).		
	Amount	Date of transfer	Name of the Fund	Amount	Date of transfer
37,20,000	97,58,691	25.04.2024		Nil	

## (f) Excess amount for set off, if any: - Nil

Sl. No.	Particular	Amount (in Rs.)
(i)	Two percent of average net profit of the company as per section 135(5)	1,34,78,691
(ii)	Total amount spent for the Financial Year	37,20,000
(iii)	Excess amount spent for the financial year [(ii)-(i)]	Nil
(iv)	Surplus arising out of the CSR projects or programmes or activities of the previous financial years, if any	Nil
(v)	Amount available for set off in succeeding financial years [(iii)-(iv)]	Nil

## 7. Details of Unspent CSR amount for the preceding three financial years:

Sl. No.	Preceding Financial Year	Amount transferred to Unspent CSR Account under section 135 (6) (in Rs.)	Balance Amount in Unspent CSR Account under Section 135 (6) (in Rs.)	Amount spent in the Financial Year (in Rs.)	Amount transferred to any fund specified under Schedule VII as per second proviso to section 135(5), if any.		Amount remaining to be spent in succeeding financial years. (in Rs.)
					Amount (in Rs)	Date of transfer	
1.	2020-21	65,48,425	14,21,875	14,21,875	-	-	0
2.	2021-22	86,06,035	61,20,115	34,34,925	-	-	26,85,190
3.	2022-23	99,05,665	99,05,665	44,82,025	-	-	54,23,640
	<b>Total</b>	<b>250,60,125</b>	<b>1,74,47,655</b>	<b>93,38,826</b>	<b>-</b>	<b>-</b>	<b>81,08,830</b>

## 8. Whether any capital has been created or acquired through CSR amount spent in the financial year: Yes

If Yes, enter the number of Capital assets created / acquired

Furnish the details relating to such asset(s) so created or acquired through Corporate Social Responsibility amount spent in the financial year (All the fields should be captured as appearing in the revenue record, flat no, house no,



24

**Municipal Office/Municipal Corporation/ Gram panchayat are to be specified and also the area of the immovable property as well as boundaries): -**

Sl. No.	Short particulars of the property or asset(s) [including complete address and location of the property]	Pincode of the property or asset(s)	Date of creation	Amount of CSR amount spent	Details of entity/ Authority/ beneficiary of the registered owner		
					CSR Registration Number, if applicable	Name	Registered address
1.	<b>Force Motors / LCV Mobile Medical Unit (MMU) Force Traveller</b>  Nai Abadi, Gali No-8, Police Choki, Gurgaon- 122001, Haryana.  Location: Chennai, Tamil Nadu	122001	18.07.2023	26,16,676	CSR00000161	Wockhardt Foundation	Wockhardt Towers, Bandra Kurla Complex, Mumbai- 400 051.

9. **Specify the reason(s), if the company has failed to spend two per cent of the average net profit as per section 135(5): -**

Since the projects undertaken by the Company are being implemented in a span of 3 years, the project costs could not be completely spent during FY 2023-24 and hence, the unspent amount of Rs. 97,58,691/- has been transferred to a separate bank Account viz., HTL Ltd.- Unspent Corporate Social Responsibility Account FY 2023-24 with Yes Bank Limited on 25.04.2024 as per the Act and will be spent as per the Project Schedule in the subsequent years.

Date : 30.04.2024

**Mahendra Nahata**

Director

DIN: 00052898

**R. M. Kastia**

Chairman of CSR Committee

DIN: 00053059

## Annexure III to the Directors' Report

**Form No. MR-3**  
**SECRETARIAL AUDIT REPORT**  
**FOR THE FINANCIAL YEAR ENDED 31<sup>ST</sup> MARCH 2024**  
[Pursuant to section 204(1) of the Companies Act, 2013 and rule No.9 of the Companies  
(Appointment and Remuneration of Managerial Personnel) Rules, 2014]

To,  
The Members,  
HTL Limited,  
CIN: U93090TN1960PLC004355  
G.S.T. Road, Guindy,  
Chennai - 600032

I have conducted the Secretarial Audit of the compliance of applicable statutory provisions and the adherence to good corporate practices by **HTL Limited** (hereinafter called "the Company") for the year ended 31.03.2024. The Secretarial Audit was conducted in a manner that provided me a reasonable basis for evaluating the corporate conducts/statutory compliances and expressing my opinion thereon.

Based on my verification of the Company's books, papers, minute books, forms and returns filed and other records maintained by the Company and also the information provided by the Company, its officers, agents and authorized representatives during the conduct of secretarial audit, I hereby report that in my opinion, the Company has, during the audit period covering the financial year ended on **31<sup>st</sup> March 2024** ('Audit Period'), has complied with the statutory provisions listed hereunder and also that the Company has proper Board-Processes and Compliance-Mechanism in place to the extent, in the manner and subject to the reporting made hereinafter:

I have examined the books, papers, minute books, forms and returns filed and other records maintained by the Company for the financial year ended on **31<sup>st</sup> March 2024** according to the provisions of:

1. The Companies Act, 2013 (the Act) and the rules made thereunder;
2. The Securities Contracts (Regulation) Act, 1956 ('SCRA') and the rules made thereunder; **(Not applicable during the Audit period).**
3. The Depositories Act, 1996 and the Regulations and Bye-laws framed thereunder; **(Not applicable during the Audit period).**
4. Foreign Exchange Management Act, 1999 and the rules and regulations made thereunder to the extent of Foreign Direct Investment, Overseas Direct Investment and External Commercial Borrowings; **(Not applicable during the Audit period).**
5. The following Regulations and Guidelines prescribed under the Securities and Exchange Board of India Act, 1992 ('SEBI Act'); -

- a. The Securities and Exchange Board of India (Substantial Acquisition of Shares and Takeovers) Regulations, 2011; **(Not applicable during the Audit period).**
  - b. The Securities and Exchange Board of India (Prohibition of Insider Trading) Regulations, 2015; **(Not applicable during the Audit period).**
  - c. The Securities and Exchange Board of India (Issue of Capital and Disclosure Requirements) Regulations, 2018; **(Not applicable during the Audit period).**
  - d. The Securities and Exchange Board of India (Listing Obligations and Disclosure Requirements) Regulations, 2015 **(Not applicable during the Audit period).**
  - e. The Securities and Exchange Board of India (Share Based Employee Benefits and Sweat Equity) Regulations, 2021 **(Not applicable during the Audit period).**
  - f. The Securities and Exchange Board of India (Issue and Listing of Non-Convertible Securities) Regulations, 2021 **(Not applicable during the Audit period).**
  - g. The Securities and Exchange Board of India (Registrars to an Issue and Share Transfer Agents) Regulations, 1993 regarding the Companies Act and dealing with client **(Not applicable during the Audit period).**
  - h. The Securities and Exchange Board of India (Delisting of Equity Shares) Regulations, 2021 **(Not applicable during the Audit period).**
  - i. The Securities and Exchange Board of India (Buyback of Securities) Regulations, 2018 **(Not applicable during the Audit period).**
6. Labour Laws:
- a. The Factories Act, 1948
  - b. Industrial Disputes Act, 1947
  - c. The Minimum Wages Act, 1948
  - d. The Payment of Wages Act, 1936
  - e. Employees' State Insurance Act, 1948
  - f. The Employees' Provident Fund and Miscellaneous Provisions Act, 1952
  - g. The Payment of Bonus Act, 1965
  - h. The Payment of Gratuity Act, 1972
  - i. The Contract Labour (Regulation and Abolition) Act, 1970
  - j. The Maternity Benefit Act, 1961
  - k. The Child Labour (Prohibition and Regulation) Act, 1986
  - l. The Industrial Employment (Standing Orders) Act, 1946
  - m. The Employees' Compensation Act, 1923
  - n. Equal Remuneration Act, 1976

7. Environmental Laws:

- a. The Environment (Protection) Act, 1986
- b. The Water (Prevention & Control of Pollution) Act, 1974
- c. The Air (Prevention & Control of Pollution) Act, 1981

Based on the representation given by the Management of the Company, it is observed that there are no other laws which are specifically applicable to the business of the Company.

I have also examined compliance with the applicable clauses of the following:

- (i) Secretarial Standards with respect to Meetings of Board of Directors (SS-1) and General Meetings (SS-2) issued by The Institute of Company Secretaries of India.
- (ii) The Listing Agreement entered into by the Company. **(Not applicable during the Audit period).**

During the period under review the Company has complied with the provisions of the Act, Rules, Regulations, Guidelines, Standards, etc. mentioned above. Further, the Company is required to appoint 2 (Independent Directors) pursuant to Section 149(4) of the Companies Act, 2013, of which, the Company has already appointed 1 (One) Independent Director and further in the process of identification and appointment of another Independent Director.

**I FURTHER REPORT THAT** the compliance by the Company of applicable financial laws, like direct and indirect tax laws, has not been reviewed in this Audit since the same have been subject to review by statutory financial audit and other designated professionals.

**I FURTHER REPORT THAT:**

The Board of Directors of the Company is duly constituted with proper balance of Non-Executive Directors, Independent Director and Woman Independent Director except as mentioned above. The changes in the composition of the Board of Directors that took place during the period under review were carried out in compliance with the provisions of the Act.

Adequate notice is given to all directors to schedule the Board Meetings, agenda and detailed notes on agenda were sent at least seven days in advance and a system exists for seeking and obtaining further information and clarifications on the agenda items before the meeting and for meaningful participation at the meeting.

Majority decision is carried through while the dissenting members' views are captured and recorded as part of the minutes.

**I FURTHER REPORT THAT** there are adequate systems and processes in the Company commensurate with the size and operations of the Company to monitor and ensure compliance with applicable laws, rules, regulations and guidelines.

**I FURTHER REPORT THAT** during the audit period, the Company had the following events which had bearing on the Company's affairs in pursuance of the above referred laws, rules, regulations, guidelines, standards etc:

1. The Company had obtained approval for increase in borrowing limits of the Company as prescribed u/s 180(1)(c) of the Act from Rs. 300 Crores to Rs. 500 Crores vide Shareholders resolution dated 28<sup>th</sup> July 2023.

**R. Balasubramanian**  
**Practising Company Secretary**  
**FCS No. 10011 CP No. 11979**  
**UDIN: F010011F000101014**  
**PR No. 2641/2022**

**Place: Chennai**  
**Date: 12.04.2024**

This report is to be read with my letter of even date which is annexed as "**Annexure A**" and forms an integral part of this report.

## “Annexure A”

To,  
The Members,  
HTL Limited,  
CIN: U93090TN1960PLC004355  
G.S.T. Road, Guindy,  
Chennai - 600032

I report that:

1. Maintenance of secretarial records is the responsibility of the management of the Company. My responsibility is to express an opinion on these secretarial records based on my audit.
2. I have followed the audit practices and processes as were appropriate to obtain reasonable assurance about the correctness of the contents of the Secretarial records. The verification was done on test basis to ensure that correct facts are reflected in secretarial records. I believe that the processes and practices, I followed provide a reasonable basis for our opinion.
3. I have not verified the correctness and appropriateness of financial records and Books of Accounts of the Company.
4. Wherever required, I have obtained the Management representation about the compliance of laws, rules and regulations and happening of events etc.
5. The compliance of the provisions of Corporate and other applicable laws, rules, regulations, standards is the responsibility of management. My examination was limited to the verification of procedures on test basis.
6. The Secretarial Audit report is neither an assurance as to the future viability of the Company nor of the efficacy or effectiveness with which the management has conducted the affairs of the Company.

**R. Balasubramanian**  
**Practising Company Secretary**  
**FCS No. 10011, CP No. 11979**  
**UDIN: F010011F000101014**  
**PR No. 2641/2022**

**Place: Chennai**  
**Date: 12.04.2024**

**Annexure IV to the Directors' Report**

**INFORMATION UNDER SECTION 134 OF THE COMPANIES ACT, 2013 READ WITH COMPANIES (ACCOUNTS) RULES, 2014 FOR THE YEAR ENDED 31<sup>ST</sup> MARCH, 2024.**

**(A) CONSERVATION OF ENERGY:**

**(i) The steps taken or impact on conservation of energy:**

The Company's operation involves low energy consumption. Nevertheless, energy conservation measures have already been taken wherever possible. Efforts to conserve and optimise the use of energy through improved operational methods and other means will continue.

**(ii) The steps taken by the Company for utilising alternative sources of Energy:**

The Company's efforts in concluding Agreements with Amplus IRU Private Limited, Gurgaon for the purchase of Solar and Wind Power on long- term basis to meet the Power requirements of its Guindy & Hosur Plants are in the advanced stage.

**(iii) The capital investment on energy conservation equipments: NIL**

**(B) TECHNOLOGY ABSORPTION:**

**(i) The efforts made by the Company towards technology absorption:**

The technology of the products has been absorbed substantially during the year under review.

**(ii) The benefits derived like product improvement, cost reduction, product development or import substitution:**

As a result of technology absorption, Company has been able to reduce product cost.

**(iii) In case of imported technology (imported during the last 5 years reckoned from the beginning of the financial year), the following information may be furnished: NIL**

- |                                                                                                                          |   |                |
|--------------------------------------------------------------------------------------------------------------------------|---|----------------|
| (a) The details of Technology Imported                                                                                   | : | Not Applicable |
| (b) The year of Import                                                                                                   | : | Not Applicable |
| (c) Whether the technology been fully absorbed                                                                           | : | Not Applicable |
| (d) If not fully absorbed, areas where absorption has not taken place and the reasons thereof and future plans of action | : | Not Applicable |

(iv) The expenditure incurred on Research and Development (R&D): Nil

(C) FOREIGN EXCHANGE EARNINGS AND OUTGO:

	(Rs. in Lakhs)	
	Financial Year ended 31.03.2024	Financial Year ended 31.03.2023
Foreign exchange earned in terms of actual inflows.	9,333.29	3,000.77
Foreign exchange outgo in terms of actual outflows.	13,695.95	15,588.03

For and on behalf of the Board

Place: New Delhi  
Date : 30.04.2024

**Mahendra Nahata**  
Chairman  
DIN: 00052898



## INDEPENDENT AUDITORS' REPORT

To the Members of HTL Limited

### Report on the Audit of the Financial Statements

#### Opinion

We have audited the accompanying financial statements of **HTL Limited** ("the Company"), which comprise the balance sheet as at March 31, 2024, the statement of Profit and Loss (including other comprehensive income), the statement of changes in equity and the statement of cash flows for the year then ended, and notes to the financial statements, including a summary of material accounting policies and other explanatory information.

In our opinion and to the best of our information and according to the explanations given to us, the aforesaid financial statements give the information required by the Companies Act, 2013 ("the Act") in the manner so required and give a true and fair view in conformity with the accounting principles generally accepted in India, of the state of affairs of the Company as at March 31, 2024, and profit (including other comprehensive income), changes in equity and its cash flows for the year ended on that date.

#### Basis for Opinion

We conducted our audit in accordance with the Standards on Auditing (SAs) specified under section 143(10) of the Companies Act, 2013. Our responsibilities under those Standards are further described in the Auditor's Responsibilities for the Audit of the Financial Statements section of our report. We are independent of the Company in accordance with the Code of Ethics issued by the Institute of Chartered Accountants of India together with the ethical requirements that are relevant to our audit of the financial statements under the provisions of the Companies Act, 2013 and the Rules thereunder, and we have fulfilled our other ethical responsibilities in accordance with these requirements and the Code of Ethics. We believe that the audit evidence we have obtained is sufficient and appropriate to provide a basis for our opinion.

#### Key Audit Matters

Key audit matters are those matters that, in our professional judgment, were of most significance in our audit of the financial statements of the current period. These matters were addressed in the context of our audit of the financial statements as a whole, and in forming our opinion thereon, and we do not provide a separate opinion on these matters. We have determined that there are no key audit matters to be communicated in our report.

#### Other Information

The Company's Board of Directors is responsible for the preparation of other information. The other information comprises the information included in the Management Discussion and Analysis, Board's Report including Annexures to Board's Report, Business Responsibility Report and Shareholder's Information, but does not include the financial statements and our auditor's report thereon. The other information comprising the above documents is expected to be made available to us after the date of this auditor's report.

Our opinion on the financial statements does not cover the other information and we will not express any form of assurance conclusion thereon.

In connection with our audit of the financial statements, our responsibility is to read the other information and, in doing so, consider whether the other information is materially inconsistent with the financial statements or our knowledge obtained during the course of our audit, or otherwise appears to be materially misstated.

When we read the other information comprising the above documents, if we conclude that there is a material misstatement therein, we are required to communicate the matter to those charged with governance and take necessary actions as per applicable laws and regulations.

#### **Management's Responsibility for the Financial Statements**

The Company's Board of Directors is responsible for the matters stated in Section 134(5) of the Companies Act, 2013 ("the Act") with respect to the preparation of these financial statements that give a true and fair view of the financial position, financial performance, total comprehensive income, changes in equity and cash flows of the Company in accordance with the accounting principles generally accepted in India, including the Indian Accounting Standards specified under Section 133 of the Act. This responsibility also includes maintenance of adequate accounting records in accordance with the provisions of the Act for safeguarding of the assets of the Company and for preventing and detecting frauds and other irregularities; selection and application of appropriate accounting policies; making judgments and estimates that are reasonable and prudent; and design, implementation and maintenance of adequate internal financial controls, that were operating effectively for ensuring the accuracy and completeness of the accounting records, relevant to the preparation and presentation of the financial statement that give a true and fair view and are free from material misstatement, whether due to fraud or error.

In preparing the financial statements, management is responsible for assessing the Company's ability to continue as a going concern, disclosing, as applicable, matters related to going concern and using the going concern basis of accounting unless management either intends to liquidate the Company or to cease operations, or has no realistic alternative but to do so.

The Board of Directors are also responsible for overseeing the Company's financial reporting process.

#### **Auditor's Responsibilities for the Audit of the Financial Statements**

Our objectives are to obtain reasonable assurance about whether the financial statements as a whole are free from material misstatement, whether due to fraud or error, and to issue an auditor's report that includes our opinion. Reasonable assurance is a high level of assurance, but is not a guarantee that an audit conducted in accordance with SAs will always detect a material misstatement when it exists. Misstatements can arise from fraud or error and are considered material if, individually or in the aggregate, they could reasonably be expected to influence the economic decisions of users taken on the basis of these financial statements.

34

As part of an audit in accordance with SAs, we exercise professional judgment and maintain professional skepticism throughout the audit. We also:

- Identify and assess the risks of material misstatement of the financial statements, whether due to fraud or error, design and perform audit procedures responsive to those risks, and obtain audit evidence that is sufficient and appropriate to provide a basis for our opinion. The risk of not detecting a material misstatement resulting from fraud is higher than for one resulting from error, as fraud may involve collusion, forgery, intentional omissions, misrepresentations, or the override of internal control.
- Obtain an understanding of internal financial controls relevant to the audit in order to design audit procedures that are appropriate in the circumstances. Under Section 143(3)(i) of the Act, we are also responsible for expressing our opinion on whether the Company has adequate internal financial controls system in place and the operating effectiveness of such controls.
- Evaluate the appropriateness of accounting policies used and the reasonableness of accounting estimates and related disclosures made by management.
- Conclude on the appropriateness of management's use of the going concern basis of accounting and, based on the audit evidence obtained, whether a material uncertainty exists related to events or conditions that may cast significant doubt on the Company's ability to continue as a going concern. If we conclude that a material uncertainty exists, we are required to draw attention in our auditor's report to the related disclosures in the financial statements or, if such disclosures are inadequate, to modify our opinion. Our conclusions are based on the audit evidence obtained up to the date of our auditor's report. However, future events or conditions may cause the Company to cease to continue as a going concern.
- Evaluate the overall presentation, structure and content of the financial statements, including the disclosures, and whether the financial statements represent the underlying transactions and events in a manner that achieves fair presentation.

Materiality is the magnitude of misstatements in the financial statements that, individually or in aggregate, makes it probable that the economic decisions of a reasonably knowledgeable user of the financial statements may be influenced. We consider quantitative materiality and qualitative factors in (i) planning the scope of our audit work and in evaluating the results of our work; and (ii) to evaluate the effect of any identified misstatements in the financial statements.

We communicate with those charged with governance regarding, among other matters, the planned scope and timing of the audit and significant audit findings, including any significant deficiencies in internal control that we identify during our audit.

We also provide those charged with governance with a statement that we have complied with relevant ethical requirements regarding independence, and to communicate with them all relationships and other matters that may reasonably be thought to bear on our independence, and where applicable, related safeguards.

From the matters communicated with those charged with governance, we determine those matters that were of most significance in the audit of the financial statements of the current period and are therefore the key audit matters. We describe these matters in our auditor's report unless law or regulation precludes public disclosure about the matter or when, in extremely rare circumstances, we determine that a matter should not be communicated in our report because the adverse consequences of doing so would reasonably be expected to outweigh the public interest benefits of such communication.

#### **Report on Other Legal and Regulatory Requirements**

- A. As required by the Companies (Auditor's Report) Order, 2020 ("the Order"), issued by the Central Government of India in terms of sub-section (11) of Section 143 of the Companies Act, 2013, we give in the "Annexure-A" a statement on the matters specified in paragraphs 3 and 4 of the Order.
- B. As required by Section 143(3) of the Act, we report that:
- (a) We have sought and obtained all the information and explanations which to the best of our knowledge and belief were necessary for the purposes of our audit.
  - (b) In our opinion, proper books of account as required by law have been kept by the Company so far as it appears from our examination of those books.
  - (c) The Balance Sheet, the Statement of Profit and Loss including Other Comprehensive Income, the Statement of Cash flows and the statement of changes in equity dealt with by this Report are in agreement with the books of account.
  - (d) In our opinion, the aforesaid financial statements comply with the Indian Accounting Standards specified under Section 133 of the Act, read with relevant rules issued thereunder.
  - (e) On the basis of the written representations received from the directors as on 31st March, 2024 taken on record by the Board of Directors, none of the directors is disqualified as on 31st March, 2024 from being appointed as a director in terms of Section 164 (2) of the Act.
  - (f) With respect to the adequacy of the internal financial controls over financial reporting of the Company and the operating effectiveness of such controls, refer to our separate Report in "Annexure B".
  - (g) With respect to the other matters to be included in the Auditor's Report in accordance with the requirements of Section 197(16) of the Act, as amended, in our opinion and to the best of our information and according to the explanations given to us, the company has paid/provided managerial remuneration in accordance with the requisite approvals mandated by the provisions of Section 197 of the Act read with Schedule V of the Act.

- (h) With respect to the other matters to be included in the Auditor's Report in accordance with Rule 11 of the Companies (Audit and Auditors) Rules, 2014, in our opinion and to the best of our information and according to the explanations given to us:
- i) The Company has disclosed the impact of pending litigations on its financial position in its Note No 39 of the financial statements;
  - ii) The Company has made provision, as required under the applicable law or accounting standards, for material foreseeable losses, if any, on long-term contracts including derivative contracts;
  - iii) There were no amounts which were required to be transferred to the Investor Education and Protection Fund by the Company.
- (i)
- (a) The Management has represented that, to the best of its knowledge and belief, no funds (which are material either individually or in the aggregate) have been advanced or loaned or invested (either from borrowed funds or share premium or any other sources or kind of funds) by the Company to or in any other person or entity, including foreign entity ("Intermediaries"), with the understanding, whether recorded in writing or otherwise, that the Intermediary shall, whether, directly or indirectly lend or invest in other persons or entities identified in any manner whatsoever by or on behalf of the Company ("Ultimate Beneficiaries") or provide any guarantee, security or the like on behalf of the Ultimate Beneficiaries;
  - (b) The Management has represented, that, to the best of its knowledge and belief, no funds (which are material either individually or in the aggregate) have been received by the Company from any person or entity, including foreign entity ("Funding Parties"), with the understanding, whether recorded in writing or otherwise, that the Company shall, whether, directly or indirectly, lend or invest in other persons or entities identified in any manner whatsoever by or on behalf of the Funding Party ("Ultimate Beneficiaries") or provide any guarantee, security or the like on behalf of the Ultimate Beneficiaries;
  - (c) Based on the audit procedures that have been considered reasonable and appropriate in the circumstances, nothing has come to our notice that has caused us to believe that the representations under sub-clause (i) and (ii) of Rule 11(e), as provided under (a) and (b) above, contain any material misstatement.
- (j) The Company has not paid or proposed any dividend during the year.
- (k) Based on our examination which included test checks and representation made by the management, the company has used an accounting software for

maintaining its books of account which has a feature of recording audit trail (edit log) facility and the same has operated throughout the year for all relevant transactions recorded in the software. Further, during the course of our audit we did not come across any instance of audit trail feature being tampered with.

**For Oswal Sunil & Company**  
Chartered Accountants  
Firm Registration No. 016520N

**Nishant Bhansali**  
Partner  
Membership No: 532900  
UDIN: 24532900BKAHWI7160

Place: New Delhi  
Date: April 30, 2024

38

## ANNEXURE 'A' TO THE INDEPENDENT AUDITORS' REPORT

(Referred to in "Paragraph-A" under 'Report on Other Legal and Regulatory Requirements' section of our report to the Members of HTL Limited of even date)

1.

(a)

- A. The Company has maintained proper records showing full particulars including quantitative details and situations of its Property Plant and Equipment.
- B. The Company has maintained proper records showing full particulars of its Intangible Assets.

(b) Property, Plant and equipment of the company are physically verified according to a phased program of coverage which, in our opinion, is reasonable. Pursuant to the program, physical verification of the Property, Plant and equipment was carried out during the year by the management and no material discrepancies were noticed on such physical verification.

(c) According to the information and explanation given to us, the title deeds of all immovable properties disclosed in the financial statements are held in the name of the Company except the following:

Description of Property	Gross Carrying Value	Held in name of	Whether promoter, director or their relative or employee	Period held— indicate range, where appropriate	Reason for not being held in name of the company
30.99 acres of Assigned land at Guindy Industrial Area, Chennai	Re. 1	Government of Tamilnadu	No	52 Years	Pattas and Encumbrance Certificate are available in the name of Company and the process of getting clear title is in process. The Assigned land is subject to dispute pending at Madras High Court. Refer Note 44 to the Financial Statement.

(d) The company has not revalued its Property Plant and Equipment or Intangible Assets or both during the year.

(e) According to the information and explanation given to us, no proceedings have been initiated or are pending against the company for holding any benami property under Benami Transactions (Prohibition) Act, 1988 and rules made thereunder.

2.

(a) As per the information and explanation given to us, the Inventories, except for stocks lying with certain third parties from whom confirmations have been obtained for stocks held as at the year end, have been physically verified by the

management at reasonable intervals during the year. In our opinion, the coverage and procedure of such verification by the management is appropriate. In our opinion, the discrepancies noticed on physical verification were less than 10% in aggregate for each class of inventory and the same have been properly dealt with in the books of accounts.

- (b) The company has been sanctioned working capital limits in excess of five crore rupees, in aggregate, from banks on the basis of security of current assets. As per the information and explanation given to us and represented by the management in Note 23.2 of the financial statement, the quarterly returns or statements filed by the company with banks are generally in agreement with the books of accounts of the Company.
3. According to the information and explanation given to us, the company has not made investments in or provided any guarantee or security or granted any loans or advances in nature of loans, secured or unsecured, to companies, firms, limited liability partnerships or any other parties. Accordingly, provision of clause 3(iii) are not applicable to the Company.
4. In our opinion and according to the information and explanations given to us, the Company has, in respect of loans, investments, guarantees, and security, complied with the provisions of Section 185 and 186 of the Companies Act.
5. According to the information and explanation given to us, the Company has not accepted any deposits, within the directives issued by the Reserve Bank of India, and the provisions of Section 73 to 76 or any other relevant provisions of the Companies Act, 2013. Hence the provisions of clause 3(v) are not applicable to the Company.
6. We have broadly reviewed the books of account maintained by the Company pursuant to the rules made by the Central Government for the maintenance of cost records under section 148(1) of the Companies Act, 2013, and are of the opinion that prima facie, the specified accounts and records have been made and maintained. We have not, however, made a detailed examination of the same.
7.
  - (a) According to the information and explanations given to us and records examined by us, the Company is generally regular in depositing, with the appropriate authorities, undisputed statutory dues including provident fund, employees' state insurance, income-tax, goods and service tax, custom duty, cess and other material statutory dues wherever applicable. According to information and explanation given to us, and as per the records examined by us, no undisputed arrears of statutory dues outstanding as at 31<sup>st</sup> March, 2024 from the date they became payable.



- (b) According to the information and explanations given to us and as certified by the management, dues outstanding of income-tax on account of any dispute is as follows:

Name of the statute	Nature of dues	Gross Demand	Paid under Appeal	Period to which the amount relates	Forum where dispute is pending
The Income Tax Act 1961	Income Tax	4731 Lacs	-	AY 2014-15	CIT (A)
The CGST Act 2017	Goods & Service Tax	332 Lacs	33 Lacs	July 2017 to March 2018	Commissioner Central Tax, Appeals -II, GST

8. According to the information and explanation given to us, there was no transaction which was not recorded in the books of account and which has been surrendered or disclosed as income during the year in the tax assessments under the Income Tax Act, 1961 (43 of 1961).
- 9.
- (a) According to our audit procedures and the information and explanation given to us, the company has not defaulted in the repayment of loans or borrowings or in payment of interest to any lender.
- (b) To the best of our knowledge and belief and according to the information and explanations given to us, the Company has not been declared as willful defaulter by any bank or financial institution or any other lender.
- (c) To the best of our knowledge and belief and according to the information and explanations given to us, the terms loans were applied for the purpose for which the loans were obtained.
- (d) To the best of our knowledge and belief and according to the information and explanations given to us, the fund raised on short term basis have not been utilized for the long term purposes.
- (e) In our opinion, the Company does not have any subsidiaries, associates or joint ventures and accordingly the requirements under paragraph 3(ix)(e) and 3(ix)(f) are not applicable to the company.
- 10.
- (a) Based on our examinations of the records and information and explanations given to us, the company has not raised any money by way of initial public offer (IPO) or further public offer (FPO) (including debt instruments).
- (b) Based on our examinations of the records and information and explanations given to us, the company has not made any preferential allotment or private placement of shares or convertible debentures during the year.

11.
  - (a) To the best of our knowledge and belief and according to the information and explanations given to us, no fraud by the company or on the company has been noticed or reported during the year.
  - (b) To the best of our knowledge and belief, no report under sub-section (12) of section 143 of the Companies Act has been filed by the auditors in Form ADT-4 as prescribed under rule 13 of the Companies (Audit and Auditors) Rules, 2014 with the Central Government.
  - (c) According to the information and explanations given to us and based on our examination, there were no whistle-blower complaints received during the year by the Company;
12. The Company is not a Nidhi company, hence the provisions of clause 3(xii) are not applicable to the Company.
13. According to the information and explanations given to us and based on our examination of the records of the Company, transactions with the related parties are in compliance with Sections 177 and 188 of Companies Act 2013 where applicable and details of such transactions have been disclosed in the Financial Statements as required by the applicable accounting standards.
14.
  - (a) In our opinion and according to information provided to us, the internal audit of the company is being carried out by an independent firm of chartered accountants for which a scope of work has been agreed upon with them which is generally commensurate with the size and nature of the business of the Company.
  - (b) We have considered, the internal audit reports for the year under audit, issued to the Company during the year and till date, in determining the nature, timing and extent of our audit procedures.
15. According to the information and explanation given to us and the books of accounts verified by us, the Company has not entered into any non-cash transaction with directors or persons connected with him and hence the provision of clause 3(xv) are not applicable to the Company.
16. In our opinion, the Company is not required to be registered under section 45-IA of the Reserve Bank of India Act, 1934. Hence, reporting under clause 3(xvi)(a), (b) and (c) of the Order is not applicable.
17. The company has not incurred any cash losses in the current financial year and in the immediately preceding financial year.
18. There has been no resignation of the statutory auditors of the Company during the year.

4.24

19. On the basis of the financial ratios, ageing and expected dates of realisation of financial assets and payment of financial liabilities, other information accompanying the financial statements, our knowledge of the Board of Directors and management plans, we are of the opinion that no material uncertainty exists as on the date of the audit report that Company is capable of meeting its liabilities existing at the date of balance sheet as and when they fall due within a period of one year from the balance sheet date. We, however, state that this is not an assurance as to the future viability of the company. We further state that our reporting is based on the facts up to the date of the audit report and we neither give any guarantee nor any assurance that all liabilities falling due within a period of one year from the balance sheet date, will get discharged by the company as and when they fall due.

20.

- (a) There are no unspent amounts towards Corporate Social Responsibility (CSR) on other than ongoing projects requiring a transfer to a Fund specified in Schedule VII to the Companies Act in compliance with second proviso to sub-section (5) of Section 135 of the said Act. Accordingly, reporting under clause 3(xx)(a) of the Order is not applicable for the year.
- (b) In respect of ongoing projects, the company has transferred unspent amount for the year ended March 31, 2023 and March 31, 2024 to a special account, within a period of thirty days from the end of the respective financial year in compliance with section 135(6) of the said Act.

**For Oswal Sunil & Company**  
Chartered Accountants  
Firm Registration No. 016520N

**Nishant Bhansali**  
Partner  
Membership No: 532900  
UDIN: 24532900BKAHWI7160

Place: New Delhi  
Date: April 30, 2024

**ANNEXURE - B TO THE INDEPENDENT AUDITORS' REPORT OF EVEN DATE ON THE FINANCIAL STATEMENTS OF HTL LIMITED AS ON 31ST MARCH, 2024.**

Report on the Internal Financial Controls over financial reporting under Clause (i) of Sub-section 3 of Section 143 of the Companies Act, 2013 ("the Act")

**TO THE MEMBERS OF HTL LIMITED**

We have audited the internal financial controls over financial reporting of **HTL LIMITED** ("the Company") as of March, 31, 2024 in conjunction with our audit of the financial statements of the Company for the year ended on that date.

**Management's Responsibility for Internal Financial Controls**

The Company's management is responsible for establishing and maintaining internal financial controls based on the internal control over financial reporting criteria established by the Company considering the essential components of internal control stated in the guidance note on Audit of Internal financial control over Financial Reporting issued by the Institute of Chartered Accountants of India. These responsibilities include the design, implementation and maintenance of adequate internal financial controls that were operating effectively for ensuring the orderly and efficient conduct of its business, including adherence to the Company's policies, the safeguarding of its assets, the prevention and detection of frauds and errors, the accuracy and completeness of the accounting records, and the timely preparation of reliable financial information, as required under the Companies Act, 2013.

**Auditor's Responsibility**

Our responsibility is to express an opinion on the Company's internal financial controls over financial reporting based on our audit. We conducted our audit in accordance with the Guidance Note on audit of Internal financial controls over financial reporting (the "Guidance Note") and the standards on auditing as specified under Section 143 (10) of the companies act, 2013, to the extent applicable to an audit of internal financial controls, both applicable to an audit of internal financial controls and, both issued by Institute of Chartered Accountants of India. Those standards and the guidance note require that we comply with ethical requirements and plan and perform the audit to obtain reasonable assurance about whether adequate Internal financial controls over financial reporting were established and maintained and if such controls operated effectively in all material respects.

Our audit involves performing procedures to obtain audit evidence about the adequacy of the internal financial control system over financial reporting and their operating effectiveness. Our audit of internal financial controls over financial reporting included obtaining an understanding of internal financial controls over financial reporting, assessing the risk that a material weakness exists, testing and evaluating the design and operating effectiveness of internal control based on the assessed risk. The procedures selected depend on the auditor's judgment, including the assessment of the risks of material misstatement of the financial statements, whether due to fraud or error.

We believe that the audit evidence we have obtained is sufficient and appropriate to provide

244  
a basis for our audit opinion on the internal financial controls system over financial reporting.

### **Meaning of Internal Financial Controls over Financial Reporting**

A company's internal financial control over financial reporting is a process designed to provide reasonable assurance regarding the reliability of financial reporting and the preparation of financial statements for external purposes in accordance with generally accepted accounting principles. A company's internal financial control over financial reporting includes those policies and procedures that (1) pertain to the maintenance of records, in reasonable detail, accurately and fairly reflect the transactions and dispositions of the assets of the company; (2) provide reasonable assurance that transactions are recorded as necessary to permit preparation of financial statements in accordance with the generally accepted accounting principles, and that receipts and expenditures of the company are being made only in accordance with authorizations of management and directors of the Company; (3) provide reasonable assurance regarding prevention or timely detection of unauthorized acquisition, use, or disposition of the company's assets that could have a material effect on the financial statements.

### **Inherent Limitations of Internal Financial Controls over Financial Reporting**

Because of the inherent limitations of internal financial controls over financial reporting, including the possibility of collusion or improper management override of controls, material misstatements due to error or fraud may occur and not be detected. Also, projections of any evaluation of the internal financial controls over financial reporting to future periods are subject to the risk that the internal financial control over financial reporting may become inadequate because of changes in conditions, or that the degree of compliance with the policies or procedures may deteriorate.

### **Opinion**

In our opinion, to the best of our information and according to the explanations given to us, the Company has, in all material respects, an adequate internal financial controls system over financial reporting and such internal financial controls over financial reporting were operating effectively as at March 31, 2024, based on the internal control over financial reporting criteria established by the Company considering the essential components of internal control stated in the Guidance Note on Audit of Internal Financial Controls over Financial Reporting issued by the Institute of Chartered Accountants of India.

### **For Oswal Sunil & Company**

Chartered Accountants

Firm Registration No. 016520N

### **Nishant Bhansali**

Partner

Membership No: 532900

UDIN: 24532900BKAHWI7160

Place: New Delhi

Date: April 30, 2024

HTL Limited  
(CIN: U93090TN1960PLC004355)  
(All amounts are in Rs Lakhs.)  
Balance Sheet as at March 31, 2024

Particulars	Note No.	As at March 31, 2024	As at March 31, 2023
<b>Assets</b>			
<b>Non-current Assets</b>			
(a) Property, Plant and Equipment	4	15,076.62	15,514.70
(b) Capital work-in-progress	5	710.75	784.91
(c) Intangible assets (other than Goodwill)	6	75.23	92.05
(d) Intangible assets under development	7	-	-
(e) Financial Assets			
(i) Others	8	577.18	251.42
(f) Other non-current assets	10	641.42	108.01
<b>Total non-current assets</b>		<b>17,081.20</b>	<b>16,751.09</b>
<b>Current Assets</b>			
(a) Inventories	11	13,259.59	17,245.53
(b) Financial Assets			
(i) Investments	12	18.60	18.60
(ii) Trade Receivables	13	23,937.99	18,149.69
(iii) Cash and cash equivalents	14	5.28	8.92
(iv) Bank balances other than (iii) above	15	1,413.97	2,238.16
(v) Others	16	406.18	283.86
(c) Current Tax Assets (Net)	17	36.13	36.13
(d) Other current assets	18	877.70	1,010.62
<b>Total current assets</b>		<b>39,955.44</b>	<b>38,991.51</b>
<b>Total Assets</b>		<b>57,036.64</b>	<b>55,742.60</b>
<b>Equity and Liabilities</b>			
<b>Equity</b>			
(a) Equity Share capital	19	1,500.00	1,500.00
(b) Other Equity	19	15,684.25	12,836.83
<b>Total Equity</b>		<b>17,184.25</b>	<b>14,336.83</b>
<b>Liabilities</b>			
<b>Non-current Liabilities</b>			
(a) Financial Liabilities			
(i) Borrowings	20	5,855.36	5,127.42
(ii) Others	21	7,200.00	7,200.00
(b) Provisions	22	269.29	220.39
(c) Deferred tax liabilities (Net)	9	303.60	329.74
<b>Total non-current liabilities</b>		<b>13,628.25</b>	<b>12,877.55</b>
<b>Current Liabilities</b>			
(a) Financial Liabilities			
(i) Borrowings	23	12,314.26	11,663.70
(ii) Trade Payables			
(a) total outstanding dues of micro enterprises and small enterprises;	24	301.97	891.20
(b) total outstanding dues of creditors other than micro enterprises and small enterprises.		10,092.20	9,939.03
(iii) Other financial liabilities	25	1,234.46	3,600.52
(b) Other current liabilities	26	1,777.58	720.77
(c) Provisions	27	29.18	24.28
(d) Current Tax Liabilities (Net)	17	474.49	1,688.71
<b>Total current liabilities</b>		<b>26,224.14</b>	<b>28,528.22</b>
<b>Total Liabilities</b>		<b>39,852.39</b>	<b>41,405.77</b>
<b>Total equity and liabilities</b>		<b>57,036.64</b>	<b>55,742.60</b>

The accompanying notes form an integral part of the financial statement.

As per our report of even date attached  
For Oswal Sunil & Company  
Chartered Accountants  
Firm Reg. No.: 016520N

NISHANT BHANSALI  
Partner  
M.No.: 532900

New Delhi, 30th April 2024

For and on behalf of the Board

MAHENDRA NAHATA  
Chairman  
DIN: 00052898

R.M.KASTIA  
Director  
DIN: 00053059

S. NARAYANAN  
Company Secretary  
M.No ACS5772

New Delhi, 30th April 2024

CD PONNAPPA  
Chief Financial Officer  
PAN: ACZPP1337Q

HTL Limited

(CIN: U93090TN1960PLC004355)

(All amounts are in Rs Lakhs.)

Statement of Profit and loss for the year ended March 31, 2024

Particulars		Note No.	For the year ended March 31, 2024	For the year ended March 31, 2023
<b>I.</b>	<b>INCOME</b>			
	Revenue from operations	28	84,428.55	1,26,441.06
	Other Income	29	432.31	431.27
	<b>Total Income (I)</b>		<b>84,860.86</b>	<b>1,26,872.33</b>
<b>II.</b>	<b>EXPENSE</b>			
	Cost of Material Consumed	30	59,272.71	92,723.53
	Other Direct cost	31	1,253.13	1,272.62
	Purchases of Stock-in-Trade		684.82	5,592.02
	Changes in inventories of finished goods, work-in-progress and Stock-in-Trade	32	2,056.31	348.73
	Employee benefits expense	33	6,489.60	5,750.40
	Finance Costs	34	3,273.20	3,603.69
	Depreciation and Amortization expenses	4 & 6	2,272.19	2,511.34
	Other Expenses	35	5,337.91	6,066.79
	<b>Total Expenses (II)</b>		<b>80,639.87</b>	<b>1,17,869.12</b>
<b>III</b>	<b>Profit / (loss) before exceptional items and income tax (I-II)</b>		<b>4,220.99</b>	<b>9,003.21</b>
<b>IV</b>	Exceptional item			-
<b>V</b>	<b>Profit / (Loss) before tax (III - IV)</b>		<b>4,220.99</b>	<b>9,003.21</b>
<b>VI</b>	<b>Tax expenses</b>			
	Current tax		1,387.09	2,537.76
	Deferred Tax		(22.96)	(29.84)
			1,364.13	2,507.92
<b>VII</b>	<b>Profit for the year (V-VI)</b>		<b>2,856.86</b>	<b>6,495.29</b>
<b>VIII</b>	<b>Other Comprehensive Income / (loss)</b>			
	Items that will not be reclassified to profit or loss			
	(i) Remeasurement of defined benefit plans;		(12.62)	(47.80)
	(ii) Income tax on above item;		3.18	12.03
	<b>Other comprehensive income for the year (VIII)</b>		<b>(9.44)</b>	<b>(35.77)</b>
<b>IX</b>	<b>Total comprehensive income for the year (VII+VIII)</b>		<b>2,847.42</b>	<b>6,459.52</b>
	Earnings per share attributable to the equity holders of the Company during the year			
	<b>Basic earnings per share (in Rs.)</b>	36	<b>190.46</b>	<b>433.02</b>
	<b>Diluted earnings per share (in Rs.)</b>	36	<b>190.46</b>	<b>433.02</b>

The accompanying notes form an integral part of the financial statement.

As per our report of even date attached

For and on behalf of the Board

For Oswal Sunil &amp; Company

Chartered Accountants

Firm Reg. No.: 016520N

MAHENDRA NAHATA

Chairman

DIN: 00052898

R.M.KASTIA

Director

DIN: 00053059

NISHANT BHANSALI

Partner

M.No.: 532900

S. NARAYANAN

Company Secretary

M.No ACS5772

New Delhi, 30th April 2024

C D PONNAPPA

Chief Financial Officer

PAN: ACZPP1337Q

New Delhi, 30th April 2024

47

HTL Limited  
(CIN: U93090TN1960PLC004355)  
(All amounts are in Rs Lakhs.)  
Statement of Cash Flow for the year ended 31st March, 2024

Particulars		For the year ended March 31, 2024	For the year ended March 31, 2023
<b>I.</b>	<b>Cash Flow From Operating Activities</b>		
	Net Profit Before Tax	4,220.99	9,003.21
	<b>Adjustments for</b>		
	Depreciation and Amortization expenses	2,272.19	2,511.34
	Bad debts, Loans and Advances, other balances written off (net)	9.12	319.26
	Loss on Sales/Discard of Property, Plant and Equipment	8.60	22.03
	Finance costs	3,273.20	3,603.69
	Interest Income	(156.17)	(87.67)
	Exchange Fluctuation Income (Net)	44.37	98.10
		<b>9,672.30</b>	<b>15,469.96</b>
	<b>Change in operating assets and liabilities</b>		
	(Increase)/Decrease in trade receivables	(5,797.42)	(1,251.19)
	(Increase)/Decrease in inventories	3,985.94	(859.91)
	Increase/(Decrease) in trade payables	(480.45)	(4,946.06)
	(Increase)/Decrease in other financial assets	(97.86)	120.78
	(Increase)/Decrease in other Non-current assets	(325.75)	171.25
	(Increase)/Decrease in other current assets	962.78	(9.15)
	Increase/(Decrease) in other Non-current liabilities	48.90	81.21
	Increase/(Decrease) in other current liabilities	1,020.90	1,110.82
	<b>Cash generated from operations</b>	<b>8,989.34</b>	<b>9,887.71</b>
	Income taxes (paid)/refund	(2,601.32)	(1,817.28)
	<b>Net cash inflow from operating activities</b>	<b>6,388.02</b>	<b>8,070.43</b>
<b>II</b>	<b>Cash flows from investing activities</b>		
	Payments for Property, Plant and Equipment including CWIP & Capital Advances	(2,265.50)	(4,131.10)
	Payment for Intangible Assets (other than Goodwill) including CWIP	(1.66)	(31.16)
	Payments for purchase of investments	-	(1.52)
	Interest received	126.04	96.13
	<b>Net cash outflow from investing activities</b>	<b>(2,141.12)</b>	<b>(4,067.64)</b>
<b>III</b>	<b>Cash flows from financing activities</b>		
	Proceeds of borrowings	5,323.63	3,810.67
	(Repayment) of borrowings	(3,945.12)	(3,695.31)
	Interest paid	(5,629.05)	(4,134.44)
	<b>Net cash inflow/(outflow) from financing activities</b>	<b>(4,250.54)</b>	<b>(4,019.07)</b>
<b>IV</b>	<b>Net increase (decrease) in cash and cash equivalents</b>	<b>(3.64)</b>	<b>(16.29)</b>
<b>V</b>	<b>Cash and cash equivalents at the beginning of the financial year</b>	<b>8.92</b>	<b>25.21</b>
<b>VI</b>	<b>Cash and cash equivalents at end of the year</b>	<b>5.28</b>	<b>8.92</b>
	<b>Notes:</b>		
	i) The Statement of Cash flow has been prepared under the indirect method as set-out in the Ind AS - 7 "Statement of Cash Flow" as specified in the Companies (Indian Accounting Standards) Rules, 2015.		
	ii) Figures in bracket indicate cash outflow.		
	iii) Cash and cash equivalents (Refer Note 14) comprise of the following		
	Cash on Hand	0.50	0.74
	Balance with Banks in Current Accounts	4.78	8.18
	<b>Balances per statement of cash flows</b>	<b>5.28</b>	<b>8.92</b>
	iv) Analysis of movement in borrowings		
	Borrowings at the beginning of the year	16,791.12	16,675.75
	Movement due to cash transactions as per the Statement of Cash Flows	1,378.51	115.36
	<b>Borrowings at the end of the year</b>	<b>18,169.62</b>	<b>16,791.12</b>

The accompanying notes form an integral part of the financial statement.

As per our report of even date attached

For and on behalf of the Board

**For Oswal Sunil & Company**  
Chartered Accountants  
Firm Reg. No.: 016520N

**MAHENDRA NAIHATA**  
Chairman  
DIN: 00052898

**R.M.KASTIA**  
Director  
DIN: 00053059

**NISHANT BHANSALI**  
Partner  
M.No.: 532900

**S. NARAYANAN**  
Company Secretary  
M.No ACS5772  
New Delhi, 30th April 2024

**C D PONNAPPA**  
Chief Financial Officer  
PAN: ACZPP1337Q

New Delhi, 30th April 2024



(All amounts are in Rs Lakhs.)  
Statement of Changes in Equity for the year ended 31st March 2024

A) Equity Share Capital

Particulars	Amount
As at April 01, 2022	1,500.00
Changes in equity share capital	-
As at March 31, 2023	1,500.00
Changes in equity share capital	-
As at March 31, 2024	1,500.00

B) Other equity

Particulars	Reserves and Surplus			Other Comprehensive Income	Total
	Capital Reserve *	Retained Earnings	Share Based Payment		
As at April 01, 2022	0.00	6,459.36	24.64	(106.69)	6,377.31
Share Based Payment to employee (Refer note no.46)	-	-	-	-	-
Total Comprehensive Income for the year	-	6,495.29	-	(35.77)	6,459.52
Balance as at March 31, 2023	0.00	12,954.65	24.64	(142.46)	12,836.83
Share Based Payment to employee (Refer note no. 46)	-	-	-	-	-
Total Comprehensive Income for the year	-	2,856.86	-	(9.44)	2,847.42
Balance as at March 31, 2024	0.00	15,811.51	24.64	(151.90)	15,684.25

\* Capital Reserve of Re. 1/- represents amount paid for land acquired free of cost from Tamilnadu State Government.

The accompanying notes form an integral part of the financial statement.

As per our report of even date attached

For Oswal Sunil & Company  
Chartered Accountants  
Firm Reg. No.: 016520N

NISHANT BHANSALI  
Partner  
M.No.: 532900

New Delhi, 30th April 2024

For and on behalf of the Board

MAHENDRA NAHATA  
Chairman  
DIN: 00052898

R.M.KASTIA  
Director  
DIN: 00053059

S. NARAYANAN  
Company Secretary  
M.No ACS5772  
New Delhi, 30th April 2024

C D PONNAPPA  
Chief Financial Officer  
PAN: ACZPP1337Q

**HTL Limited****Notes to the Financial Statements for the year ended March 31, 2024****(All amounts are in Rs. Lakh unless otherwise stated)**

---

**1. Corporate information**

HTL Limited ("the Company") was a wholly owned undertaking of Government of India ('GOI') under the Department of Telecommunications ('DOT') till 16<sup>th</sup> October 2001 when the Government divested 74 % of its shareholding in the Company as part of its divestment program, including transfer of management control, to HFCL Limited, which is now the Holding Company. From 2015-16, the Company has started manufacturing Optical Fiber Cables and Passive Connectivity Solution.

The financial statements are approved for issue by the Company's Board of Directors on 30<sup>th</sup> April 2024.

**2. Application of new and revised Ind -AS**

All the Indian Accounting Standards issued and notified by the Ministry of Corporate Affairs under the Companies (Indian Accounting Standards) Rules, 2015 (as amended) read with Section 133 of the Companies Act, 2013 to the extent applicable have been considered in preparing these financial statements.

**Recent accounting pronouncements:-**

As on 31<sup>st</sup> March 2024, there are no new standards or amendments to the existing standards applicable to the group which has been notified by Ministry of Corporate Affairs.

**3. Material accounting policies****3.1. Basis of preparation****3.1.1. Compliance with Ind AS**

All the Indian Accounting Standards issued under section 133 of the Companies Act, 2013 and notified by the Ministry of Corporate Affairs (MCA) under the Companies (Indian Accounting Standards) Rules, 2015 (as amended) till the financial statements are approved have been considered in preparation of these Financial Statements.

**3.1.2. Historical Cost Convention**

The Financial Statements have been prepared on the historical cost basis except for the followings:

- certain financial assets and liabilities and contingent consideration that is measured at fair value;
- assets held for sale measured at fair value less cost to sell;
- defined benefit plans plan assets measured at fair value; and

Historical cost is generally based on the fair value of the consideration given in exchange for goods and services. The Financial Statements are presented in Indian Rupees Lakhs except where otherwise stated.

**3.1.3. Use of Estimates and Judgments**

The preparation of these financial statements in conformity with the recognition and measurement principles of Ind AS requires the management of the Company to make estimates and judgements that affect the reported balances of assets and liabilities, disclosures relating to contingent liabilities as at the date of the financial statements and the reported amounts of income and expense for the periods presented.

Estimates and underlying assumptions are reviewed on an ongoing basis. Revisions to accounting estimates are recognized in the period in which the estimates are revised and future periods are affected

50  
**HTL Limited**

**Notes to the Financial Statements for the year ended March 31, 2024**

**(All amounts are in Rs. Lakh unless otherwise stated)**

---

**3.1.4. Material accounting policies**

The accounting policies, as set out in the following paragraph of this note, have been consistently applied, to all the periods presented in these financial statements except where a newly issued accounting standard is initially adopted or a revision to an existing accounting standard requires a change in the accounting policy.

The company adopted Disclosure of Accounting Policies (Amendments to Ind AS I) from 1 April 2023. Although the amendments did not result in any changes in the accounting policies themselves, they impacted the accounting policy information disclosed in the financial statements.

The amendments require the disclosure of 'material' rather than 'significant' accounting policies. The amendments also provide guidance on the application of materiality to disclosure of accounting policies, assisting entities to provide useful, entity-specific accounting policy information that users need to understand other information in the financial statements.

**3.2. Current versus non-current classification**

The Company presents assets and liabilities in the balance sheet based on current/ non-current classification. An asset is treated as current when it is:

- a) Expected to be realised or intended to be sold or consumed in normal operating cycle, or
- b) Held primarily for the purpose of trading, or
- c) Expected to be realised within twelve months after the reporting period other than for (a) above, or
- d) Cash or cash equivalent unless restricted from being exchanged or used to settle a liability for at least twelve months after the reporting period

All other assets are classified as non-current.

A liability is current when:

- a) It is expected to be settled in normal operating cycle, or
- b) It is held primarily for the purpose of trading, or
- c) It is due to be settled within twelve months after the reporting period other than for (a) above, or
- d) There is no unconditional right to defer the settlement of the liability for at least twelve months after the reporting period

All other liabilities are classified as non-current.

**3.3. Fair value measurement**

The Company measures financial instruments, such as, derivatives at fair value at each balance sheet date.

Fair value is the price that would be received to sell an asset or paid to transfer a liability in an orderly transaction between market participants at the measurement date.

**HTL Limited****Notes to the Financial Statements for the year ended March 31, 2024****(All amounts are in Rs. Lakh unless otherwise stated)**

---

A fair value measurement of a non-financial asset takes into account a market participant's ability to generate economic benefits by using the asset in its highest and best use or by selling it to another market participant that would use the asset in its highest and best use.

The Company uses valuation techniques that are appropriate in the circumstances and for which sufficient data are available to measure fair value, maximizing the use of relevant observable inputs and minimizing the use of unobservable inputs.

The Company categorizes assets and liabilities measured at fair value into one of three levels as follows:

- **Level 1 — Quoted (unadjusted)**  
This hierarchy includes financial instruments measured using quoted prices.
- **Level 2**  
Level 2 inputs are inputs other than quoted prices included within Level 1 that are observable for the asset or liability, either directly or indirectly.

Level 2 inputs include the following:

- a) quoted prices for similar assets or liabilities in active markets.
- b) quoted prices for identical or similar assets or liabilities in markets that are not active.
- c) inputs other than quoted prices that are observable for the asset or liability.
- d) Market – corroborated inputs.
- **Level 3**  
They are unobservable inputs for the asset or liability reflecting significant modifications to observable related market data or Company's assumptions about pricing by market participants. Fair values are determined in whole or in part using a valuation model based on assumptions that are neither supported by prices from observable current market transactions in the same instrument nor are they based on available market data.

**3.4. Non-current assets held for sale**

Non-current assets and disposal groups classified as held for sale are measured at the lower of carrying amount and fair value less costs to sell.

**3.5. Property Plant and Equipment**

Freehold Land is carried at the actual cost. All other items of PPE are stated at actual cost less accumulated depreciation and impairment loss. Actual cost is inclusive of freight, installation cost, duties, taxes and other incidental expenses for bringing the asset to its working conditions for its intended use (net of eligible input taxes) and any cost directly attributable to bring the asset into the location and condition necessary for it to be capable of operating in the manner intended by the Management.

Amounts paid towards the acquisition of property, plant and equipment outstanding as of each reporting date and the cost of property, plant and equipment not ready for intended use before such date are disclosed under capital advances and capital work-in-progress (CWIP) respectively.

Significant Parts of an item of PPE (including major inspections) having different useful lives & material value or other factors are accounted for as separate components. All other repairs and maintenance costs

52  
**HTL Limited**

**Notes to the Financial Statements for the year ended March 31, 2024**

**(All amounts are in Rs. Lakh unless otherwise stated)**

are recognized in the statement of profit and loss as incurred.

Depreciation of these PPE commences when the assets are ready for their intended use. Property, Plant and Equipment (PPE) and intangible assets are not depreciated or amortized once classified as held for sale.

Depreciation is provided for on Buildings (including buildings taken on lease) and Plant & Machinery on straight line method and on other PPE on written down value method on the basis of useful life. On assets acquired on lease (including improvements to the leasehold premises), amortization has been provided for on Straight Line Method over the primary period of lease.

The estimated useful lives and residual values are reviewed on an annual basis and if necessary, changes in estimates are accounted for prospectively.

Depreciation on subsequent expenditure on PPE arising on account of capital improvement or other factors is provided for prospectively over the remaining useful life.

The useful life of property, plant and equipment are as follows:-

Asset Class	Useful Life
Freehold Buildings*	Factory Building : 20 years Staff Quarters : 40 years
Leasehold Improvements	Over the period of lease
Plant & Machinery	7.5- 15 Years
Furniture & Fixtures	10 years
Electrical Installations	10 years
Computers	3 – 6 years
Office Equipments	5 years
Vehicles	8 years

\*For these classes of assets based on internal assessment and technical evaluation, the management believes that the useful lives as given above best represent the period over which the Management expects to use these assets. Hence the useful lives for these assets is different from the useful lives as prescribed under Part C of Schedule II of Companies Act 2013.

Assets held under finance leases are depreciated over their expected useful lives on the same basis as owned assets or over the shorter of the assets useful life and the lease term if there is an uncertainty that the company will obtain ownership at the end of the lease term.

An item of PPE is de-recognized upon disposal or when no future economic benefits are expected to arise from the continued use of the asset. Any gain or loss arising on the disposal or retirement of an item of PPE is determined as the difference between the sales proceeds and the carrying amount of the asset and is recognized in the Statement of Profit and Loss.

**3.6. Intangible Assets**

**(i) Recognition of intangible assets**

**a. Internally Generated Assets**

Intangible assets that are acquired subsequent to transition date are measured on initial recognition at cost. Following initial recognition, intangible assets are carried at cost less any accumulated amortisation and accumulated impairment losses. Internally generated intangible

**HTL Limited****Notes to the Financial Statements for the year ended March 31, 2024****(All amounts are in Rs. Lakh unless otherwise stated)**

asset arising from development activity is recognised at cost on demonstration of its technical feasibility, the intention and ability of the Company to complete, use or sell it, only if, it is probable that the asset would generate future economic benefit and to use or sell of the asset, adequate resources to complete the development are available and the expenditure attributable to the said assets during its development can be measured reliably.

**b. Computer software**

Purchase of computer software used for the purpose of operations is capitalized. However, any expenses on software support, maintenance, upgrade etc. payable periodically is charged to the Statement of Profit & Loss.

**(ii) De-recognition of intangible assets**

An intangible asset is derecognized on disposal, or when no future economic benefits are expected from use or disposal. Gains or losses arising from de-recognition of an intangible asset, measured as the difference between the net disposal proceeds and the carrying amount of the asset, and are recognized in the Statement of Profit and Loss when the asset is derecognized.

**(iii) Amortisation periods and methods**

Intangible assets are amortised on straight line basis over a period ranging between 2-5 years which equates its economic useful life.

**3.7. Financial instruments**

A financial instrument is any contract that gives rise to a financial asset of one entity and a financial liability or equity instrument of another entity.

**3.7.1. Financial assets*****Initial recognition and measurement***

All financial assets are recognised initially at fair value plus, in the case of financial assets not recorded at fair value through profit or loss, transaction costs that are attributable to the acquisition of the financial asset. However, trade receivables that do not contain a significant financing component are measured at transaction price. Purchases or sales of financial assets that require delivery of assets within a time frame are recognized on the trade date, i.e., the date that the Company commits to purchase or sell the asset.

***Subsequent measurement***

For purposes of subsequent measurement, financial assets are classified in following categories based on business model of the entity:

- Debt instruments at amortized cost
- Debt instruments at fair value through other comprehensive income (FVTOCI)
- Debt instruments, derivatives and equity instruments at fair value through profit or loss (FVTPL)
- Equity instruments measured at fair value through other comprehensive income (FVTOCI)

HTL Limited

Notes to the Financial Statements for the year ended March 31, 2024

(All amounts are in Rs. Lakh unless otherwise stated)

---

**Debt instruments at amortized cost**

A 'debt instrument' is measured at the amortized cost if both the following conditions are met:

- a) The asset is held within a business model whose objective is to hold assets for collecting contractual cash flows, and
- b) Contractual terms of the asset give rise on specified dates to cash flows that are solely payments of principal and interest (SPPI) on the principal amount outstanding.

After initial measurement, such financial assets are subsequently measured at amortized cost using the effective interest rate (EIR) method.

**Debt instrument at FVTOCI**

A 'debt instrument' is classified as at the FVTOCI if both of the following criteria are met:

- a) The objective of the business model is achieved both by collecting contractual cash flows and selling the financial assets, and
- b) The asset's contractual cash flows represent SPPI

Debt instruments included within the FVTOCI category are measured initially as well as at each reporting date at fair value. Fair value movements are recognized in the other comprehensive income (OCI). However, the Company recognizes interest income, impairment losses & reversals and foreign exchange gain or loss in the P&L. On derecognition of the asset, cumulative gain or loss previously recognized in OCI is reclassified from the equity to P&L. Interest earned whilst holding FVTOCI debt instrument is reported as interest income using the EIR method.

**Debt instrument at FVTPL**

Any debt instrument, which does not meet the criteria for categorization as at amortized cost or as FVTOCI, is classified as at FVTPL.

In addition, the Company may elect to designate a debt instrument, which otherwise meets amortized cost or FVTOCI criteria, as at FVTPL. However, such election is allowed only if doing so reduces or eliminates a measurement or recognition inconsistency (referred to as 'accounting mismatch'). The Company has not designated any debt instrument as at FVTPL.

Debt instruments included within the FVTPL category are measured at fair value with all changes recognized in the P&L.

**Equity investments**

All equity investments are measured at fair value. Equity instruments, the Company may make an irrevocable election to present in other comprehensive income subsequent changes in the fair value.

The Company makes such election on an instrument by-instrument basis. The classification is made on initial recognition and is irrevocable

If the Company decides to classify an equity instrument as at FVTOCI, then all fair value changes on the instrument, excluding dividends, are recognized in the OCI. This amount is not recycled from OCI to P & L, even on sale of investment. However, the Company may transfer the cumulative gain or loss

**HTL Limited****Notes to the Financial Statements for the year ended March 31, 2024****(All amounts are in Rs. Lakh unless otherwise stated)**

---

within equity.

Financial assets are measured at fair value through profit or loss unless they are measured at amortised cost or at fair value through other comprehensive income on initial recognition. The transaction costs directly attributable to the acquisition of financial assets and liabilities at fair value through profit or loss are immediately recognised in Statement of Profit and Loss.

Equity instruments included within the FVTPL category are measured at fair value with all changes recognized in the P&L.

***De-recognition of financial assets***

A financial asset is de-recognized only when

- The Company has transferred the rights to receive cash flows from the financial asset or
- retains the contractual rights to receive the cash flows of the financial asset, but assumes a contractual obligation to pay the cash flows to one or more recipients.

Where the Company has transferred an asset, it evaluates whether it has transferred substantially all risks and rewards of ownership of the financial asset. In such cases, the financial asset is de-recognized.

Where the Company has neither transferred a financial asset nor retains substantially all risks and rewards of ownership of the financial asset, the financial asset is de-recognized if the Group has not retained control of the financial asset. Where the company retains control of the financial asset, the asset is continued to be recognised to the extent of continuing involvement in the financial asset.

***Impairment of financial assets***

The Company assesses at each date of balance sheet whether a financial asset or a group of financial assets is impaired. Ind AS 109 requires expected credit losses to be measured through a loss allowance. In determining the allowances for doubtful trade receivables, the Company has used a practical expedient by computing the expected credit loss allowance for trade receivables based on a provision matrix. The provision matrix takes into account historical credit loss experience and is adjusted for forward looking information. For all other financial assets, expected credit losses are measured at an amount equal to the 12-months expected credit losses or at an amount equal to the life time expected credit losses if the credit risk on the financial asset has increased significantly since initial recognition.

ECL impairment loss allowance (or reversal) recognized during the period is recognized as income/expense in the statement of profit and loss (P&L).

**3.7.2 Financial liabilities**

Financial liabilities and equity instruments issued by the company are classified according to the substance of the contractual arrangements entered into and the definitions of a financial liability and an equity instrument.

***Initial recognition and measurement***

Financial liabilities are recognised when the company becomes a party to the contractual provisions of the instrument. Financial liabilities are initially measured at the amortised cost unless at initial recognition, they are classified as fair value through profit and loss.



***Subsequent measurement***

Financial liabilities are subsequently measured at amortised cost using the effective interest rate method. Financial liabilities carried at fair value through profit or loss are measured at fair value with all changes in fair value recognised in the statement of profit and loss.

**Trade and other payables**

These amounts represent liabilities for goods and services provided to the Company prior to the end of financial period which are unpaid. Trade and other payables are presented as current liabilities unless payment is not due within 12 months after the reporting period. They are recognized initially at their fair value and subsequently measured at amortised cost using the effective interest method.

***Loans and borrowings***

After initial recognition, interest-bearing loans and borrowings are subsequently measured at amortized cost using the EIR method. Gains and losses are recognized in profit or loss when the liabilities are derecognized as well as through the EIR amortization process.

***Financial guarantee contracts***

Financial guarantee contracts are recognized initially as a liability at fair value, adjusted for transaction costs that are directly attributable to the issuance of the guarantee. Subsequently, the liability is measured at the higher of the amount of loss allowance determined as per impairment requirements of Ind AS 109 and the amount recognized less cumulative amortization.

***Derecognition***

A financial liability is derecognised when the obligation under the liability is discharged or cancelled or expires.

**3.8. Impairment of non-financial assets**

The Company assesses, at each reporting date, whether there is an indication that an asset may be impaired. If any indication exists, or when annual impairment testing for an asset is required, the Company estimates the asset's recoverable amount. An asset's recoverable amount is the higher of an asset's or cash-generating unit's (CGU) fair value less costs of disposal and its value in use.

Recoverable amount is determined for an individual asset, unless the asset does not generate cash inflows that are largely independent of those from other assets or groups of assets.

When the carrying amount of an asset or CGU exceeds its recoverable amount, the asset is considered impaired and is written down to its recoverable amount.

In assessing value in use, the estimated future cash flows are discounted to their present value using a pre-tax discount rate that reflects current market assessments of the time value of money and the risks specific to the asset. In determining fair value less costs of disposal, recent market transactions are taken into account. If no such transactions can be identified, an appropriate valuation model is used.

Impairment losses of continuing operations, including impairment on inventories, are recognized in the statement of profit and loss.

A previously recognized impairment loss (except for goodwill) is reversed only if there has been a

**HTL Limited****Notes to the Financial Statements for the year ended March 31, 2024****(All amounts are in Rs. Lakh unless otherwise stated)**

change in the assumptions used to determine the asset's recoverable amount since the last impairment loss was recognized. The reversal is limited to the carrying amount of the asset.

**3.9. Inventories**

Inventories are valued at the lower of cost and net realizable value.

Costs incurred in bringing each product to its present location and conditions are accounted for as follows:

- Raw materials:** Cost includes cost of purchase and other costs incurred in bringing the inventories to their present location and condition. Cost is determined on Weighted Average Cost Method.
- Finished goods and work in progress:** Cost includes cost of direct materials and labour and a proportion of manufacturing overheads based on the normal operating capacity, but excluding borrowing costs. Cost is determined on Standard Cost method.
- Traded goods:** Cost includes cost of purchase and other costs incurred in bringing the inventories to their present location and condition. Cost is determined on weighted average basis.
- Contract Work in Progress :** It is valued at cost
- Loose Tools (Consumables) –**It is Vaulted at cost after write off at 27.82%

Net realizable value is the estimated selling price in the ordinary course of business, less estimated costs of completion and the estimated costs necessary to make the sale.

**3.10. Revenue recognition** **Sale of Goods**

The company derives revenue from sale of manufactured goods and traded goods. In accordance with Ind AS 115, the company recognizes revenue from sale of products and services at a time when performance obligation is satisfied and upon transfer of control of promised products or services to customer in an amount that reflects the consideration the company expects to receive in exchange for their products or services.

The company disaggregates the revenue based on nature of products/geography. The company presents revenues net of indirect taxes in its Statement of Profit and loss.

 **Export Incentives**

Export incentives are accounted for on export of goods, if the entitlements can be estimated with reasonable accuracy and conditions precedent to claim are reasonably expected to be fulfilled.

 **Interest income**

Interest income on deposits with banks is recognised at effective interest rate applicable. Interest income from other financial assets is recognised at the effective interest rate method on initial recognition.

 **Dividends**

Dividend income is recognised when the right to receive payment is established.

38  
**HTL Limited**

**Notes to the Financial Statements for the year ended March 31, 2024**

**(All amounts are in Rs. Lakh unless otherwise stated)**

---

□ **Rental income**

Rental income arising from operating leases or on investment properties is accounted for on a straight-line basis over the lease terms and is included in other non-operating income in the statement of profit and loss.

□ **Insurance Claims**

Insurance claims are accounted for as and when admitted by the concerned authority.

**3.11. Foreign currency transactions**

The functional currency of the Company is Indian Rupees which represents the currency of the economic environment in which it operates.

Transactions in currencies other than the Company's functional currency (are recognized at the rates of exchange prevailing at the dates of the transactions. Monetary items denominated in foreign currency at the year end are translated at the functional currency spot rate of exchange at the reporting date.

Any income or expense on account of exchange difference between the date of transaction and on settlement or on translation is recognized in the profit and loss account as income or expense.

Non monetary items that are measured at fair value in a foreign currency are translated using the exchange rates at the date when the fair value was determined. Translation difference on such assets and liabilities carried at fair value are reported as part of fair value gain or loss.

**3.12. Employee Benefits**

**Short term employee benefits:-**

Liabilities for wages and salaries, including non-monetary benefits that are expected to be settled wholly within 12 months after the end of the period in which the employees render the related service are recognized in respect of employees' services up to the end of the reporting period and are measured at the amounts expected to be paid when the liabilities are settled. The liabilities are presented as current employee benefit obligations in the balance sheet.

**Long-Term employee benefits**

Compensated expenses which are not expected to occur within twelve months after the end of period in which the employee renders the related services are recognized as a liability at the present value of the defined benefit obligation at the balance sheet date.

**Post-employment obligations**

**i. Defined contribution plans**

Provident Fund and employees' state insurance schemes

All employees of the Company are entitled to receive benefits under the Provident Fund, which is a defined contribution plan. Both the employee and the employer make monthly contributions to the plan at a predetermined rate (presently 12%) of the employees' basic salary. These contributions are made to the fund administered and managed by the Government of India. In addition, some employees of the Company are covered under the employees' state insurance schemes, which are also defined contribution schemes recognized and administered by the Government of India.

**HTL Limited****Notes to the Financial Statements for the year ended March 31, 2024****(All amounts are in Rs. Lakh unless otherwise stated)**

---

The Company's contributions to both these schemes are expensed in the Statement of Profit and Loss. The Company has no further obligations under these plans beyond its monthly contributions.

**ii. Defined benefit Gratuity plan**

The Company provides for gratuity obligations through a defined benefit retirement plan (the 'Gratuity Plan') covering all employees. The Gratuity Plan provides a lump sum payment to vested employees at retirement or termination of employment based on the respective employee salary and years of employment with the Company. The Company provides for the Gratuity Plan based on actuarial valuations in accordance with Indian Accounting Standard 19 (revised), "Employee Benefits". The Company makes periodic contributions to the HDFC Standard Life Insurance Company Ltd for the Gratuity Plan in respect of employees. The present value of obligation under gratuity is determined based on actuarial valuation using Project Unit Credit Method, which recognizes each period of service as giving rise to additional unit of employee benefit entitlement and measures each unit separately to build up the final obligation.

Defined retirement benefit plans comprising of gratuity, un-availed leave, post-retirement medical benefits and other terminal benefits, are recognized based on the present value of defined benefit obligation which is computed using the projected unit credit method, with actuarial valuations being carried out at the end of each annual reporting period. These are accounted either as current employee cost or included in cost of assets as permitted.

**iii. Other Long Term Employee Benefits****Leave Encashment**

Other long term employee benefit comprises of leave encashment towards un-availed earned leave. These are recognized as per the actuarial valuation as per the Projected Unit Credit Method carried out at the end of each annual reporting period.

Re-measurements of leave encashment towards un-availed leave are recognized in the Statement of profit and loss.

**iv. Actuarial gains and losses are recognized in OCI as and when incurred.**

The net interest cost is calculated by applying the discount rate to the net balance of the defined benefit obligation and the fair value of plan assets. This cost is included in employee benefit expense in the statement of profit and loss.

Remeasurement, comprising actuarial gains and losses, the effect of the changes to the asset ceiling (if applicable) and the return on plan assets (excluding net interest as defined above), are recognized in other comprehensive income except those included in cost of assets as permitted in the period in which they occur and are not subsequently reclassified to profit or loss.

The retirement benefit obligation recognized in the Financial Statements represents the actual deficit or surplus in the Company's defined benefit plans. Any surplus resulting from this calculation is limited to the present value of any economic benefits available in the form of reductions in future contributions to the plans.

60:

**HTL Limited**

**Notes to the Financial Statements for the year ended March 31, 2024**

**(All amounts are in Rs. Lakh unless otherwise stated)**

---

**Termination benefits**

Termination benefits are recognized as an expense in the period in which they are incurred.

**3.13. Share-based compensation**

The grant date fair value of equity settled share-based payment awards granted to employees is recognised as an employee expense, with a corresponding increase in equity, over the period that the employees unconditionally become entitled to the awards. The amount recognised as expense is based on the estimate of the number of awards for which the related service and non-market vesting conditions are expected to be met, such that the amount ultimately recognised as an expense is based on the number of awards that do meet the related service and non-market vesting conditions at the vesting date.

**3.14. Borrowing Costs**

Borrowing costs that are directly attributable to the acquisition, construction or production of qualifying asset are capitalized as part of cost of such asset. Other borrowing costs are recognized as an expense in the period in which they are incurred.

Borrowing costs consists of interest and other costs that an entity incurs in connection with the borrowing of funds.

**3.15. Provisions, Contingent Liabilities and Contingent Assets**

Provisions are recognized when the Company has a present obligation (legal or constructive) as a result of a past event, it is probable that an outflow of resources embodying economic benefits will be required to settle the obligation, and a reliable estimate can be made of the amount of the obligation.

The amount recognized as a provision is the best estimate of the consideration required to settle the present obligation at the end of the reporting period, taking into account the risks and uncertainties surrounding the obligation. When a provision is measured using the cash flows estimated to settle the present obligation, its carrying amount is the present value of those cash flows.

Contingent assets are disclosed in the Financial Statements by way of notes to accounts when an inflow of economic benefits is probable.

Contingent liabilities are disclosed in the Financial Statements by way of notes to accounts, unless possibility of an outflow of resources embodying economic benefit is remote.

**3.16. Cash Flow Statement**

Cash flows are reported using the indirect method. The cash flows from operating, investing and financing activities of the Company are segregated.

**3.17. Earnings per share**

Basic earnings per share are computed by dividing the net profit after tax by the weighted average number of equity shares outstanding during the period. Diluted earnings per share is computed by dividing the profit after tax by the weighted average number of equity shares considered for deriving basic earnings per share and also the weighted average number of equity shares that could have been issued upon conversion of all dilutive potential equity shares.

**HTL Limited**

**Notes to the Financial Statements for the year ended March 31, 2024**

**(All amounts are in Rs. Lakh unless otherwise stated)**

---

**3.18. Income taxes**

The income tax expense or credit for the period is the tax payable on the current period's taxable income based on the applicable income tax rate adjusted by changes in deferred tax assets and liabilities attributable to temporary differences and to unused tax losses, if any.

The current income tax charge is calculated on the basis of the tax laws enacted or substantively enacted at the end of the reporting period. Management periodically evaluates positions taken in tax returns with respect to situations in which applicable tax regulation is subject to interpretation. It establishes provisions where appropriate on the basis of amounts expected to be paid to the tax authorities.

Deferred income tax is provided in full, using the liability method, on temporary differences arising between the tax bases of assets and liabilities and their carrying amounts in the Financial Statement. However, deferred tax liabilities are not recognized if they arise from the initial recognition of goodwill. Deferred income tax is also not accounted for if it arises from initial recognition of an asset or liability in a transaction other than a business combination that at the time of the transaction affects neither accounting profit nor taxable profit (tax loss). Deferred income tax is determined using tax rates (and laws) that have been enacted or substantially enacted by the end of the reporting period and are expected to apply when the related deferred income tax asset is realized or the deferred income tax liability is settled.

The carrying amount of deferred tax assets are reviewed at the end of each reporting period and are recognized only if it is probable that future taxable amounts will be available to utilize those temporary differences and losses.

Deferred tax liabilities are not recognized for temporary differences between the carrying amount and tax bases of investments in subsidiaries, branches and associates and interest in joint arrangements where the Company is able to control the timing of the reversal of the temporary differences and it is probable that the differences will not reverse in the foreseeable future.

Deferred tax assets are not recognized for temporary differences between the carrying amount and tax bases of investments in subsidiaries, associates and interest in joint arrangements where it is not probable that the differences will reverse in the foreseeable future and taxable profit will not be available against which the temporary difference can be utilized.

Deferred tax assets and liabilities are offset when there is a legally enforceable right to offset current tax assets and liabilities and when the deferred tax balances relate to the same taxation authority. Current tax assets and tax liabilities are offset where the entity has a legally enforceable right to offset and intends either to settle on a net basis, or to realize the asset and settle the liability simultaneously.

**3.19. Exceptional Items**

Exceptional items refer to items of income or expense within the statement of profit and loss from ordinary activities, which are non-recurring and are of such size, nature or incidence that their separate disclosure is considered necessary to explain the performance of the Company.

HTL Limited

(All amounts are in Rs Lakhs.)

Notes forming part of the Financials Statements for the year ended March 31, 2024

4 Property, Plant and Equipment

Particulars	Plant and Machinery	Building	Electrical Installations	Furniture and Fixtures	Office Equipments	Computers	Vehicles	Land/Freehold	Total
Gross Carrying Value									
As at April 01, 2022	14,232.68	4,166.15	524.51	123.89	173.40	252.48	65.67	6.36	19,545.14
Additions	3,802.52	1,381.68	226.13	18.22	40.39	86.39	-	-	5,555.33
Disposals / Adjustments	108.15	-	-	-	-	12.58	22.73	-	143.46
As at March 31, 2023	17,927.05	5,547.83	750.64	142.11	213.79	326.29	42.94	6.36	24,957.01
Additions	968.82	629.42	114.07	7.72	34.39	63.36	6.46	-	1,824.24
Disposals / Adjustments	31.44	-	11.46	-	-	-	-	-	42.90
As at March 31, 2024	18,864.43	6,177.25	853.25	149.83	248.18	389.65	49.40	6.36	26,788.55
Accumulated Depreciation and Impairment									
As at April 01, 2022	5,471.72	1,006.08	206.58	45.28	94.78	185.33	59.98	-	7,069.77
Depreciation for the year	2,042.22	226.09	100.68	22.11	43.76	58.27	0.84	-	2,493.97
Disposals / Adjustments	88.21	-	-	-	-	11.95	21.26	-	121.43
As at March 31, 2023	7,425.73	1,232.17	307.26	67.39	138.54	231.65	39.56	-	9,442.31
Depreciation for the year	1,702.25	270.16	138.45	20.54	43.29	76.81	2.21	-	2,253.71
Disposals / Adjustments	25.50	-	8.79	-	-	-	-	-	34.29
As at March 31, 2024	9,102.48	1,502.33	436.52	87.93	181.83	308.46	41.77	-	11,661.73
Net Carrying Value									
As at March 31, 2023	10,501.32	4,315.66	443.38	74.72	75.25	94.64	3.38	6.36	15,514.70
As at March 31, 2024	9,761.95	4,674.92	416.33	61.90	66.35	81.19	7.63	6.36	15,076.62

Notes:

1. The following properties are pending for title transfer in the name of the Company.

Relevant line item in the Balance sheet	Description of item of property	Gross carrying value	Title deeds held in the name of	Whether the shareholder is a promoter, director or employee of promoter/director/employee of promoter/director	Property held since which date
Property, plant and equipment (refer note 44)	Land (Assigned) at Guindy Industrial Area, Chennai	-	State Government of Tamil Nadu	No	30th September 1970

2. Refer Note 20 and 23 for details of assets pledged.

HTL Limited  
(All amounts are in Rs Lakhs.)  
Notes forming part of the Financials Statements for the year ended March 31, 2024

5 Capital work-in-progress

Particulars	Buildings	Plant & Machinery	Electrical Installations	Total
As at April 01, 2022	514.96	1,330.70	270.32	2,115.98
Additions	298.15	263.63	109.45	671.23
Disposals / Adjustments	473.60	1,274.62	254.07	2,002.30
As at March 31, 2023	339.51	319.71	125.70	784.91
Additions	264.64	580.31	4.60	849.55
Disposals / Adjustments	252.09	540.41	121.21	923.71
As at March 31, 2024	342.06	359.61	909	710.75

5.1 Aging details of capital work in progress (CWIP) \*

Particulars	Less than 1 year			1-2 years		2-3 years		More than 3 years		Total
Projects in progress										
As at March 31, 2023	638.58			146.34						784.91
As at March 31, 2024	626.02			84.74						710.75

\* As on the date of the balance sheet, there are no capital work-in-progress projects whose completion is overdue or has exceeded the cost based on approved plan.

6 Intangible Assets (other than goodwill)

Particulars	Intangible Asset (Software)	Total
Gross Carrying Value		
As at April 01, 2022	209.17	209.17
Additions	49.52	49.52
Disposals / Adjustments	-	-
As at March 31, 2023	258.69	258.69
Additions	1.66	1.66
Disposals / Adjustments	-	-
As at March 31, 2024	260.35	260.35
Accumulated Amortization and impairment		
As at April 01, 2022	149.27	149.27
Amortization for the year	17.37	17.37
Disposals / Adjustments	-	-
As at March 31, 2023	166.64	166.64
Amortization for the year	18.48	18.48
Disposals / Adjustments	-	-
As at March 31, 2024	185.12	185.12
Net Carrying Value		
As at March 31, 2023	92.05	92.05
As at March 31, 2024	75.23	75.23

7 Intangible assets under development

Particulars	Intangible Assets (Software)
As at April 01, 2022	18.36
Additions	-
Disposals / Adjustments	18.36
As at March 31, 2023	-
Additions	-
Disposals / Adjustments	-
As at March 31, 2024	-



8 Non-Current Financial Assets - Others

Particulars	As at March 31, 2024	As at March 31, 2023
<b>Unsecured, considered Good</b>		
Fixed Deposits with Bank (Maturity more than 12 months)*	577.18	251.42
<b>Total</b>	<b>577.18</b>	<b>251.42</b>

\*Above fixed deposit held as margin money/securities with banks.

9 Deferred Tax Assets / (Liabilities)

Particulars	Defined Benefit Obligations	Property, plant and Equipment	Others	Total
As at 1 April, 2022	41.49	(413.10)	-	(371.61)
(Changed)/Credited:				
- to Statement of profit and loss	5.96	(82.08)	105.96	29.84
- to other comprehensive income	12.03	-	-	12.03
<b>As at 31 March, 2023</b>	<b>59.48</b>	<b>(495.18)</b>	<b>105.96</b>	<b>(329.74)</b>
(Changed)/Credited:				
- to Statement of profit and loss	12.46	41.31	(30.81)	22.96
- to other comprehensive income	3.18	-	-	3.18
<b>As at 31 March, 2024</b>	<b>75.12</b>	<b>(453.87)</b>	<b>75.15</b>	<b>(303.60)</b>

10 Other non-current assets

Particulars	As at March 31, 2024	As at March 31, 2023
<b>Unsecured, Considered Good</b>		
Capital Advances	641.42	108.01
<b>Total</b>	<b>641.42</b>	<b>108.01</b>

11 Inventories (at cost or net realisable value whichever is lower)

Particulars	As at March 31, 2024	As at March 31, 2023
<b>Inventories (As certified and valued by the management)</b>		
Raw Material	7,985.45	9,535.10
Raw Material-In transit	381.92	1,037.84
	<b>8,367.37</b>	<b>10,572.94</b>
Work-in-progress	1,800.92	2,962.47
Finished goods	1,786.61	2,696.71
Stock-in-trade Goods	152.15	136.81
Stores & Spares	947.19	827.17
Loose tools	205.35	49.43
<b>Total</b>	<b>13,259.59</b>	<b>17,245.53</b>

12 Current Financial Assets - Investments

Particulars	As at March 31, 2024	As at March 31, 2023
<b>Unquoted Investments</b>		
Investments in Equity instrument	18.60	18.60
<b>Total</b>	<b>18.60</b>	<b>18.60</b>

12.1 Details of Current Financial Assets - Investments

Particulars	As at March 31, 2024		As at March 31, 2023	
	No. of Shares	Amount	No. of Shares	Amount
<b>Financial assets measured at FVTOCI</b>				
Investment in equity instruments				
Unquoted Equity Shares (Fully Paid up)				
- NSL Wind Power Company (Phoolwadi) Private Limited - FV Rs 10/- per share	1,85,995	18.60	1,85,995	18.60
<b>Total Current Financial Investments</b>		<b>18.60</b>		<b>18.60</b>

13 Current Financial Assets - Trade Receivables

Particulars	As at March 31, 2024	As at March 31, 2023
Undisputed Trade Receivables -Unsecured, Considered Good	23,927.98	18,139.68
Disputed Trade Receivables -Unsecured, Considered Good	10.01	10.01
<b>Total</b>	<b>23,937.99</b>	<b>18,149.69</b>

HTL Limited  
(All amounts are in Rs Lakhs.)  
Notes forming part of the Financial Statements for the year ended March 31, 2024

13.1. Trade Receivable Ageing Schedule:	Outstanding for following periods from due date of payment							
	Particulars	Not Due	Less than 6 Months	6 Months - 1 Year	1-2 years	2-3 years	More than 3 years	Total
<b>As at March 31, 2024</b>								
(i) Undisputed Trade Receivables - considered good	13,399.02	8,652.43	1,700.45	135.90	5.74	34.43	23,927.98	
(ii) Disputed Trade Receivables - considered good	-	-	-	-	-	10.01	10.01	
<b>Total</b>	<b>13,399.02</b>	<b>8,652.43</b>	<b>1,700.45</b>	<b>135.90</b>	<b>5.74</b>	<b>44.44</b>	<b>23,927.99</b>	
<b>As at March 31, 2023</b>								
(i) Undisputed Trade Receivables - considered good	11,590.48	6,094.80	57.85	367.90	17.73	10.93	18,139.68	
(ii) Disputed Trade Receivables - considered good	-	-	-	-	-	10.01	10.01	
<b>Total</b>	<b>11,590.48</b>	<b>6,094.80</b>	<b>57.85</b>	<b>367.90</b>	<b>17.73</b>	<b>20.94</b>	<b>18,149.69</b>	

13.2 The credit period towards trade receivables generally ranges between 0 to 180 days. General payment terms includes process time with the respective customers between 30 to 60 days and certain retention money within 180 Days.

13.3 In determining the allowance for trade receivables the Company has used practical expedients based on financial condition of the customers, ageing of the customer receivables and over-dues, availability of collaterals and historical experience of collections from customers. The concentration of risk with respect to trade receivables is reasonably low as most of the customers are Government and large Corporate organisations though there may be normal delays in collections.

13.4 Above balance of trade receivables include recoverable from related party. ( Refer Note 41)

14 Current Financial Assets - Cash & cash equivalents

Particulars	As at March 31, 2024	As at March 31, 2023
<b>Cash &amp; Cash Equivalents</b>		
Balance with banks;		
- in current account	4.78	8.18
Cash on hand;	0.50	0.74
<b>Total</b>	<b>5.28</b>	<b>8.92</b>

15 Current Financial Assets - Other Bank Balances

Particulars	As at March 31, 2024	As at March 31, 2023
Fixed Deposits with Bank (Maturity more than 3 Months but less than 12 months) *	1,332.88	2,162.74
Balance with banks in CSR Unspent account **	81.09	75.42
<b>Total</b>	<b>1,413.97</b>	<b>2,238.16</b>

\* Above fixed deposit held as margin money/securities with banks.

\*\* Rs.81.09 Lakhs ( Previous year Rs.75.42 Lakhs) has restricted use.

16 Current Financial Assets -Other Assets

Particulars	As at March 31, 2024	As at March 31, 2023
<b>Unsecured, Considered good</b>		
Security Deposits	338.88	246.69
Interest Receivables	67.30	37.17
<b>Total</b>	<b>406.18</b>	<b>283.86</b>

17 Current Tax Assets/(Liabilities)

Particulars	As at March 31, 2024	As at March 31, 2023
Current Tax Assets (Net of Income Tax provision)	36.13	36.13
Current Tax Liabilities ( Net of Advance Tax & TDS/TCS)	(474.49)	(1,688.71)
<b>Total</b>	<b>(438.36)</b>	<b>(1,652.58)</b>

18 Other Current Assets

Particulars	As at March 31, 2024	As at March 31, 2023
<b>Unsecured, Considered good</b>		
Indirect Tax Recoverable	151.03	336.86
Prepaid Expenses	280.33	215.18
Export Incentive Receivable	18.35	11.95
Advances Recoverable in cash or in kind	21.86	4.53
Deposit with Statutory Authorities under Appeal	33.36	-
Advances to Vendors	372.77	442.10
<b>Total</b>	<b>877.70</b>	<b>1,010.62</b>

## 19 (a) Equity Share Capital

## (i) Authorised Share Capital

Particulars	No. of Shares	Amount
As at 1 April, 2022	20,00,000	2,000.00
Increase during the year	-	-
As at 31 March, 2023	20,00,000	2,000.00
Increase during the year	-	-
As at 31 March, 2024	20,00,000	2,000.00

## (ii) Shares issued, subscribed and fully paid-up

Particulars	No. of shares	Amount
As at 1 April, 2022	15,00,000	1,500.00
Add: Shares issued during the year	-	-
As at 31 March, 2023	15,00,000	1,500.00
Add: Shares issued during the year	-	-
As at 31 March, 2024	15,00,000	1,500.00

(iii) 11,10,000 (Previous year-11,10,000) Equity Shares of Rs.100/- each are fully paid up, are held by the Holding Company, HFCL Limited

## (iv) Shareholders holding more than 5 percent of Equity Shares

Name of Shareholder	As at March 31, 2024 No. of share held	As at March 31, 2023 No. of share held
HFCL Limited	11,09,997	11,09,997
% of Holding	74.00%	74.00%
Manoj Baid*	1	1
Baburaj Eradath*	1	1
Tarun Kalra*	1	1
Govt. of India represented by President of India	3,89,996	3,89,996
% of Holding	26.00%	26.00%
Shri Shambhu Kumar Mahto, DDG (PHP), DoT.	2	2
Shri R.M.Agarwal, DDG (SU), DoT.	1	1
Shri Rajeev Kumar Srivastava, Director (TPF), DoT.	1	1

## (v) Shareholding of Promoters

Shares held by promoters at the end of the year				% of change during the year
S.No.	Promoter Name	No. of Shares	% of Total Shares	
1	HFCL Limited	11,09,997		
2	Manoj Baid*	1	74.00%	0%
3	Baburaj Eradath*	1		
4	Tarun Kalra*	1		

\* The Beneficial Interest is held by HFCL Limited, Holding Company.

## (vi) Terms and Rights attached to Equity Shares

The Company has issued equity shares of Rs 100/- each. Upon show of hands every member present shall have one vote and upon a poll every member present in person or by proxy or by duly authorised representative shall have one vote for every shares held by him. In the event of liquidation of the Company, the equity shareholders will be entitled to receive the remaining assets of the Company, after distribution of all preferential amounts as per Statute in proportion to their shareholdings.

## (b) Other Equity

Particulars	As at March 31, 2024	As at March 31, 2023
(i) Capital Reserve	0.00	0.00
(ii) Retained Earnings	15,811.51	12,954.65
(iii) Other Comprehensive Income -Remeasurement of Defined Benefit Plans	(151.90)	(142.46)
(iv) Share based payment to employees *	24.64	24.64
<b>Total</b>	<b>15,684.25</b>	<b>12,836.83</b>

\* Share based Payment related to ESOPs and RSU's granted by the holding company to the employees of HTL.

## (i) Capital Reserve \*

Particulars	As at March 31, 2024	As at March 31, 2023
Opening Balance	0.00	0.00
Increase during the year	-	-
Decrease during the year	-	-
<b>Closing Balance</b>	<b>0.00</b>	<b>0.00</b>

\* Capital Reserve of Re. 1/- represents amount paid for land acquired free of cost from Tamilnadu State Government.

## (ii) Retained Earnings

Particulars	As at March 31, 2024	As at March 31, 2023
Opening Balance	12,954.65	6,459.36
Add: Net profit for the year	2,856.86	6,495.29
Add: Transferred from Share based payment reserve	-	-
<b>Closing Balance</b>	<b>15,811.51</b>	<b>12,954.65</b>

## (iii) Other Comprehensive Income -Remeasurement of Defined Benefit Plans

Particulars	As at March 31, 2024	As at March 31, 2023
Opening Balance	(142.46)	(106.69)
Increase during the year	-	-
Decrease during the year	(9.44)	(35.77)
<b>Closing Balance</b>	<b>(151.90)</b>	<b>(142.46)</b>

## (iv) Share based payment to Employees

Particulars	As at March 31, 2024	As at March 31, 2023
Opening Balance	24.64	24.64
Increase during the year	-	-
Decrease during the year	-	-
<b>Closing Balance</b>	<b>24.64</b>	<b>24.64</b>

20 Non-Current Financial Liabilities - Borrowings

Particulars	As at March 31, 2024	As at March 31, 2023
<b>Secured</b>		
Term Loans*		
- from Banks	3,297.90	4,802.98
- from NBFC	3,117.27	-
Less : Current Maturities of Long Term borrowings - Bank	(2,321.73)	(2,125.55)
Less : Current Maturities of Long Term borrowings - NBFC	(688.08)	-
	<b>3,405.36</b>	<b>2,677.42</b>
<b>Unsecured</b>		
Loan from related party	2,450.00	2,450.00
<b>Total</b>	<b>5,855.36</b>	<b>5,127.42</b>

\* Net off of Rs. 42.20 Lakhs (Previous year Rs. 25.34 Lakhs) as finance charges.

20.1 Repayment Schedule for Term Loan from Bank and NBFC as on 31.03.2024

Period of due for repayment	Term Loan Bank	Term Loan NBFC
<b>Outstanding amount</b>	3,297.90	3,117.27
<b>Repayment Due</b>		
2024-25	2,321.73	688.08
2025-26	804.86	690.46
2026-27	171.31	693.18
2027-28	-	696.20
2028-29	-	349.35
	<b>3,297.90</b>	<b>3,117.27</b>

20.2 Term Loan of Rs. 3297.90 Lakhs (PY Rs. 4802.98 Lakhs) from banks are secured by pari- passu charge basis on:

- 1.) All Immoveable and Moveable Property Plant and Equipment (both present and future)
- 2.) Registered Mortgage of 2.56 acres Industrial land parcel in Guindy, Chennai.
- 3.) All current assets and Cash flows. (both present & future)
- 4.) Corporate Guarantee of HFCL Limited (Holding Company) & M/s MN Ventures Private Limited.
- 5.) Personal Guarantee of the Chairman of the Company
- 6.) Agreement to Pledge of 23.90% shareholding of HTL Limited by HFCL Limited (Holding Company)

20.3 Term Loan of Rs. 3117.27 Lakhs (PY Rs. Nil) from NBFC is secured by pari- passu charge basis on:

- 1.) All Immoveable Assets of Plant at Hosur, Tamil Nadu
- 2.) All Moveable Fixed Assets of the Company
- 3.) Corporate Guarantee of HFCL Limited (Holding Company) & M/s MN Ventures Private Limited.
- 4.) Personal Guarantee of the Chairman of the Company
- 5.) Agreement to Pledge of 23.90% shareholding of HTL Limited by HFCL Limited (Holding Company).

Filing of security deed & documents are in process, the lead banker of the consortium has given their concurrence to share their charge with NBFC on the movable fixed assets of the company (both present and future) along with personal guarantee and corporate guarantee received by them.

20.4 The company is required to maintain debt covenants and the company has complied with all the debt covenants in both year ended 31st March 2024 and 31st March 2023.

20.5 For terms of repayment of loan from related party, refer note 45.

21 Non-Current Financial Liabilities - Other Liabilities

Particulars	As at March 31, 2024	As at March 31, 2023
Advance from related parties	7,200.00	7,200.00
<b>Total</b>	<b>7,200.00</b>	<b>7,200.00</b>

Also Refer Note No. 45

22 Non-Current Liabilities - Provisions

Particulars	As at March 31, 2024	As at March 31, 2023
<b>Provisions for Employee Benefits (Refer note 38)</b>		
a) Provisions for Gratuity	178.74	150.54
b) Provision for Leave Encashment	90.55	69.85
<b>Total</b>	<b>269.29</b>	<b>220.39</b>

23 Current Financial Liabilities - Borrowings

Particulars	As at March 31, 2024	As at March 31, 2023
<b>Borrowings - Loans repayable on demands</b>		
<b>Secured</b>		
(i) from Banks-Working Capital	5,265.46	4,973.07
(ii) Current Maturities of Long term Borrowings	3,009.80	2,125.55
<b>Unsecured</b>		
(i) Loans from Govt. of India	-	473.00
(ii) from banks - Vendors bills discounting	3,639.00	4,092.08
(iii) from other parties	400.00	-
<b>Total</b>	<b>12,314.26</b>	<b>11,663.70</b>

23.1 Working Capital Loan of Rs. 5,265.46 Lakhs (previous year Rs. 4,973.07 Lakhs) from Bank is secured against the following on pari-passu charge basis:

- 1.) All Immoveable and Moveable Property Plant and Equipment (PPE) (both present and future)
- 2.) Registered Mortgage of 2.56 acres Industrial land parcel in Guindy, Chennai.
- 3.) All current assets and Cash Flows (both present & future)
- 4.) Corporate Guarantee of HFCL Limited (Holding Company) & M/s MN Ventures Private Limited
- 5.) Personal Guarantee of the Chairman of the Company
- 6.) Agreement to Pledge of 23.90% shareholding of HTL Limited by HFCL Limited

23.2 Unsecured vendor bills discounting is repayable on due dates as agreed with the vendors.

23.3 The company is required to maintain debt covenants and the company has complied with all the debt covenants in both year ended 31st March 2024 and 31st March 2023.

23.4 Quarterly Returns/Statements of Current Asset filed by the company with Banks are generally in agreement with the books of account.

23.5 Unsecured Borrowings from other parties having maturity of less than one year.

**24 Current Financial Liabilities - Trade Payables**

Particulars	As at March 31, 2024	As at March 31, 2023
Trade Payables - Undisputed		
Due to Micro and Small Enterprises (Refer note no. 48)	301.97	891.20
Others	10,092.20	9,939.03
<b>Total</b>	<b>10,394.17</b>	<b>10,830.23</b>

**24.1 Ageing details of Trade payables:**

Particulars	Outstanding for following periods from due date of payment					Total
	Not Due	Less than 1 year	1-2 years	2-3 years	More than 3 years	
<b>As at March 31, 2024</b>						
(i) MSME	283.20	18.76	-	-	-	301.97
(ii) Others	9,372.01	645.15	44.22	6.65	24.17	10,092.20
<b>Total</b>	<b>9,655.21</b>	<b>663.91</b>	<b>44.22</b>	<b>6.65</b>	<b>24.17</b>	<b>10,394.17</b>
<b>As at March 31, 2023</b>						
(i) MSME	781.34	108.83	0.04	1.00	-	891.20
(ii) Others	7,446.05	2,468.97	13.53	7.17	3.32	9,939.03
<b>Total</b>	<b>8,227.39</b>	<b>2,577.80</b>	<b>13.57</b>	<b>8.17</b>	<b>3.32</b>	<b>10,830.23</b>

24.2. There are no Disputed MSME or Disputed others trade payable balances as on 31st Mar 2024 and 31st March 2023.

**25 Current Financial Liabilities - Other Liabilities**

Particulars	As at March 31, 2024	As at March 31, 2023
Other Financial Liabilities		
a) Interest accrued		
-Interest on Term loans	18.62	27.34
-Interest on Loans from Govt. of India	-	2,347.13
b) Creditors for Capital goods	92.52	74.53
c) Expenses Payable	756.63	804.37
d) Other Employees Related liabilities	366.69	347.15
<b>Total</b>	<b>1,234.46</b>	<b>3,600.52</b>

**26 Other Current Liabilities**

Particulars	As at March 31, 2024	As at March 31, 2023
Advances from Customers;	1,655.69	157.27
Security Deposit from Customers;	-	6.73
Statutory Liabilities payable	121.89	479.50
Other liabilities	-	77.27
<b>Total</b>	<b>1,777.58</b>	<b>720.77</b>

**27 Current Liabilities - Provisions**

Particulars	As at March 31, 2024	As at March 31, 2023
Provisions for Employee Benefits (Refer note 38)		
Provisions for Gratuity	6.88	2.09
Provisions for Leave Encashment	22.30	13.85
Provisions - Others	-	8.34
<b>Total</b>	<b>29.18</b>	<b>24.28</b>

(This space has been intentionally left blank)

HTL Limited

(All amounts are in Rs Lakhs.)

Notes forming part of the Financials Statements for the year ended March 31, 2024

## 28 Revenue from operations

Particulars	For the year ended March 31, 2024	For the year ended March 31, 2023
<b>Sale of Products</b>		
-Manufacturing and trading activities	83,669.76	1,26,028.21
<b>Sale of Services</b>		
-Service Income	455.77	196.23
<b>Other Operating Revenues</b>		
-Scrap Sale	230.89	186.68
-Export Incentives	72.13	29.94
<b>Total</b>	<b>84,428.55</b>	<b>1,26,441.06</b>

## 29 Other Income

Particulars	For the year ended March 31, 2024	For the year ended March 31, 2023
<b>Other non-operating income</b>		
Interest Income	156.17	87.67
Rent Received	128.60	127.59
Exchange Fluctuation Income (Net)	-	98.10
Miscellaneous Income	147.54	117.91
<b>Total</b>	<b>432.31</b>	<b>431.27</b>

## 30 Cost of Material Consumed

Particulars	For the year ended March 31, 2024	For the year ended March 31, 2023
Opening Balance	9,535.10	8,152.56
Add : Purchases during the year	57,723.05	94,106.07
	67,258.16	1,02,258.63
Less: Closing Stock	7,985.45	9,535.10
	<b>59,272.71</b>	<b>92,723.53</b>

## 31 Other Direct Cost

Particulars	For the year ended March 31, 2024	For the year ended March 31, 2023
Consumption of stores and spares parts	1,160.02	1,247.16
Loose Tools written off	93.11	25.46
<b>Total</b>	<b>1,253.13</b>	<b>1,272.62</b>

## 32 Change in inventories of finished goods, work-in progress and stock-in trade-goods

Particulars	For the year ended March 31, 2024	For the year ended March 31, 2023
<b>Closing Stock</b>		
Finished Goods	1,786.61	2,696.71
Stock in Trade- Goods	152.15	136.81
Works in progress	1,800.92	2,962.47
	<b>3,739.68</b>	<b>5,795.99</b>
<b>Opening Stock</b>		
Finished Goods	2,696.71	3,261.66
Stock in Trade- Goods	136.81	110.22
Works in progress	2,962.47	2,772.84
	<b>5,795.99</b>	<b>6,144.72</b>
<b>Net Changes (Opening -Closing)</b>	<b>2,056.31</b>	<b>348.73</b>

HTL Limited

(All amounts are in Rs Lakhs.)

Notes forming part of the Financials Statements for the year ended March 31, 2024

33 Employee benefits expenses

Particulars	For the year ended March 31, 2024	For the year ended March 31, 2023
Salaries, bonus and allowances	6,218.17	5,522.38
Contribution to Provident and other funds	196.12	148.80
Staff welfare expenses	75.31	79.22
<b>Total</b>	<b>6,489.60</b>	<b>5,750.40</b>

34 Finance costs

Particulars	For the year ended March 31, 2024	For the year ended March 31, 2023
Bank Loan Interest	1,222.49	1,011.82
Interest on other loans	1,066.92	1,045.71
Other Interest	593.48	1,041.79
Bank Charges and loan processing charges	390.31	390.01
Interest on Delayed tax payment	-	114.36
<b>Total</b>	<b>3,273.20</b>	<b>3,603.69</b>

35 Other expenses

Particulars	For the year ended March 31, 2024	For the year ended March 31, 2023
Rates and Taxes	100.55	86.17
Auditors' Remuneration		
Audit Fee	15.00	15.00
Tax Audit Fee	4.00	4.00
Other Services	3.55	3.19
Out of pocket expenses	0.32	0.21
Legal and Professional Charges	433.21	278.15
Loss on Sale of Property, Plant and Equipment	8.60	22.03
Communication Expenses	45.72	47.89
Travelling and Conveyance Expenses	206.08	215.68
Power and Fuel & Water Charges	1,839.45	1,846.44
Repairs and Maintenance	151.85	216.53
Insurance Expenses	216.27	144.46
Selling and Distribution Expenses	1,670.17	2,345.78
Office and General Expenses	224.80	220.59
Bad debts and other balances written off (net)	9.12	2.90
Directors Sitting Fees	9.43	2.30
Liquidated damages on Sales	-	316.36
Exchange Fluctuation Loss (Net)	44.37	-
Corporate Social Responsibility (Refer Note 47)	134.79	99.06
Miscellaneous Expenditure	220.62	200.05
<b>Total</b>	<b>5,337.91</b>	<b>6,066.79</b>

36 Earning per Share (EPS)- In accordance with the Indian Accounting Standard (Ind AS-33)

Particulars	For the year ended March 31, 2024	For the year ended March 31, 2023
Basic & Diluted Earnings per share	<b>Rs.</b>	<b>Rs.</b>
Profit & Loss for the year	2,856.86	6,495.29
<b>Profit attributable to Equity Shareholders (A)</b>	<b>2,856.86</b>	<b>6,495.29</b>
Weighted average number of ordinary Equity shares (B) (used as denominator for calculating basic EPS)	15,00,000	15,00,000
Weighted average number of ordinary Equity shares (C) (used as denominator for calculating diluted EPS)	15,00,000	15,00,000
Nominal value of ordinary Equity share (Rs)	100.00	100.00
Earnings per share-Basic (A/B) (Rs)	<b>190.46</b>	<b>433.02</b>
Earnings per share-Diluted (A/C) (Rs)	<b>190.46</b>	<b>433.02</b>

37 Critical accounting estimates and judgments

The preparation of financial statements requires the use of accounting estimates which, by definition, will seldom equal the actual results. This note provides an overview of the areas that involved a higher degree of judgment or complexity, and of items which are more likely to be materially adjusted due to estimates and assumptions turning out to be different than those originally assessed. Detailed information about each of these estimates and judgments is included in relevant notes together with information about the basis of calculation for each affected line item in the financial statements.

The areas involving critical estimates or judgments are:

1. Estimation of useful life of Property, Plant and Equipment Note 4
2. Estimation of useful life of intangible asset Note 6
3. Estimation of defined benefit obligation Note 38
4. Estimation of contingent liabilities refer Note 39
5. Estimation of fair value of unlisted securities Note 42

Estimates and judgments are continually evaluated. They are based on historical experience and other factors, including expectations of future events that may have a financial impact on the Company and that are believed to be reasonable under the circumstances.

38 During the year, the company has recognised the following amounts in the financial statements as per Ind AS - 19 "Employee Benefits" as specified in the Companies (Indian Accounting Standards) Rules, 2015:

a) Defined Contribution Plan

Contribution to Defined Contribution Plan, recognised are charged to Statement of Profit and Loss for the year as under:

Particulars	31-Mar-24	31-Mar-23
Employer's Contribution to Provident Fund	188.47	140.15

b) Defined Benefit Plan

The present value of obligation is determined based on actuarial valuation using the Projected Unit Credit Method, which recognises each period of service as giving rise to additional unit of employee benefit entitlement and measures each unit separately to build up the final obligation and the obligation for leave encashment is recognised in the same manner as gratuity.

A Expenses recognised in Statement of Profit and Loss	Gratuity		Leave Encashment	
	31-Mar-24	31-Mar-23	31-Mar-24	31-Mar-23
Current service Cost	36.99	30.18	42.87	35.90
Past service cost	-	-	-	-
Curtailment & Settlement Cost/(Credit)	-	-	-	-
Interest Expense	10.68	8.16	5.10	3.90
<b>Defined Benefits Cost included in P&amp;L</b>	<b>47.67</b>	<b>38.34</b>	<b>47.97</b>	<b>39.80</b>
<b>B Other Comprehensive Income</b>				
	31-Mar-24	31-Mar-23	31-Mar-24	31-Mar-23
Actuarial (Gain)/ Losses due to Demographic Assumption changes in DBO	-	-	-	-
Actuarial (Gain)/ Losses due to Financial Assumption changes in DBO	3.40	14.81	2.09	31.27
Actuarial (Gain)/ Losses due to Experience on DBO	(1.32)	5.47	8.65	(3.74)
<b>Total Actuarial (gain)/loss included in OCI</b>	<b>1.88</b>	<b>20.28</b>	<b>10.74</b>	<b>27.53</b>
<b>Total cost recognised in P&amp;L and OCI</b>	<b>47.67</b>	<b>38.34</b>	<b>47.97</b>	<b>39.80</b>
Cost Recognised in P&L	47.67	38.34	47.97	39.80
Remeasurement Effect Recognised in OCI	1.88	20.28	10.74	27.53
<b>Total Defined Benefit Cost</b>	<b>49.55</b>	<b>58.62</b>	<b>58.71</b>	<b>67.33</b>
<b>C (Net Asset/(Liability)) Recognised in Balance Sheet</b>				
	31-Mar-24	31-Mar-23	31-Mar-24	31-Mar-23
Present value of Funded Obligation	-	-	-	-
Fair Value of Plan Assets	-	-	112.85	83.71
Present value of Unfunded obligation	185.62	152.63	(112.85)	(83.71)
<b>Funded status (Surplus/(Deficit))</b>	<b>(185.62)</b>	<b>(152.63)</b>	<b>(112.85)</b>	<b>(83.71)</b>
Present value of Encashment Obligation	-	-	-	70.82
Present value of Availment Obligation	-	-	-	12.89
Revised Sch III of Companies Act, 2013	-	-	-	-
Current Liability	6.88	2.09	22.30	13.85
Non-Current Liability	178.74	150.54	90.55	69.85
<b>D Changes in Present Value of Obligations</b>				
	31-Mar-24	31-Mar-23	31-Mar-24	31-Mar-23
Present Value of Defined Benefits Obligation at Beginning	152.63	108.48	83.71	56.39
Current Service Cost	36.99	30.18	42.87	35.90
Interest Cost	10.68	8.16	5.10	3.90
Curtailment & Settlement Cost/(Credit)	-	-	-	-
Actuarial (Gains)/Loss	1.88	9.37	10.73	(1.67)
Benefits Paid	(16.57)	(3.56)	(29.56)	(10.81)
<b>Present Value Of Defined Benefits Obligation at the end</b>	<b>185.62</b>	<b>152.63</b>	<b>112.85</b>	<b>83.71</b>
<b>E Changes in Fair Value of Plan Assets</b>				
	31-Mar-24	31-Mar-23	31-Mar-24	31-Mar-23
Fair Value of Plan Assets at the beginning	-	-	-	-
Expected Return on Assets	-	-	-	-
Employer Contribution	-	-	-	-
Employer direct benefit payments	16.57	3.56	29.56	10.81
Plan Participants Contributions	-	-	-	-
Settlements By Fund Manager	-	-	-	-
Benefit Payouts	(16.57)	(3.56)	(29.56)	(10.81)
Actuarial gain/(loss)	-	-	-	-
<b>Fair Value of Plan assets at the end</b>	<b>-</b>	<b>-</b>	<b>112.85</b>	<b>83.71</b>
<b>F Sensitivity analysis of the defined benefit obligation</b>				
	31-Mar-24	31-Mar-23	31-Mar-24	31-Mar-23
Impact of the change in Discount Rate	185.62	152.63	112.85	83.71
Present Value of Obligation at the end	(15.83)	(13.13)	(9.56)	(7.09)
Impact due to increase of 1%	18.76	15.46	11.15	8.31
Impact due to decrease of 1%	-	-	-	-
Impact of the change in salary increase	185.62	152.63	112.85	83.71
Present Value of Obligation at the end	19.16	15.81	11.12	8.30
Impact due to increase of 1%	(16.39)	(13.61)	(9.47)	(7.09)
Impact due to decrease of 1%	-	-	-	-
Sensitivities due to mortality & withdrawals are insignificant & hence ignored.				
<b>G Maturity profile of defined benefit obligation:</b>				
	31-Mar-24	31-Mar-23	31-Mar-24	31-Mar-23
Presented Benefit Obligation at end	185.62	152.63	112.85	83.71
<b>PAYMENTS</b>				
March 2024 to March 2025	6.88	2.14	6.68	1.27
March 2025 to March 2026	11.92	4.19	3.52	4.10
March 2026 to March 2027	3.28	10.67	2.38	2.69
March 2027 to March 2028	13.01	2.36	6.79	1.79
March 2028 to March 2029	6.57	11.49	2.38	6.01
March 2029 to March 2034	51.27	29.63	26.25	15.58
March 2034 onwards	92.69	92.14	64.85	52.26
<b>H Actuarial Assumptions</b>				
	31-Mar-24	31-Mar-23	31-Mar-24	31-Mar-23
Discount Rate	7.23%	7.40%	7.23%	7.40%
Expected Return on Assets	0.00%	0.00%	0.00%	0.00%
Salary Escalation	6%FSY & 4%TA	6%FSY & 4%TA	6%FSY & 4%TA	6%FSY & 4%TA
Attrition rate	1.00%	1.00%	1.00%	1.00%
Mortality	Indian Assured Lives Mortality (2012-14) Ultimate	Indian Assured Lives Mortality (2012-14) Ultimate	Indian Assured Lives Mortality (2012-14) Ultimate	Indian Assured Lives Mortality (2012-14) Ultimate

Note: The estimates of rate of escalation in salary considered in actuarial valuation, takes into account inflation, seniority, promotion and other relevant factors including supply and demand in the employment market. The above information is certified by the Actuarial Valuer.



39 Commitments and Contingencies

(a) Contingent Liabilities not provided for in respect of:

	As at 31,Mar,24	As at 31,Mar,23
(i) Unsecured Letters of Credit	1,634.85	3,931.68
(ii) Guarantees given by banks on behalf of the Company	2,602.94	2,597.93
(iii) Claims against the Company towards income tax and GST in dispute not acknowledged as debt (Deposited under protest Rs.33.36 Lakhs (PY Nil)).	5,064.79	4,732.36
(iv) Custom Duty against import under EPCG scheme	252.27	Nil

- Notes:
- (a) The Company's pending litigations comprise of claims against the Company and proceedings pending with Tax Authorities. The Company has reviewed all its pending litigations and proceedings and has made adequate provisions, wherever required and disclosed the contingent liabilities, wherever applicable, in its financial statements. The Company does not expect the outcome of these proceedings to have a material impact on its financial position.
- (b) The Company periodically reviews all its long term contracts to assess for any material foreseeable losses. Based on such review wherever applicable, the Company has made adequate provisions for these long term contracts in the books of account as required under any applicable law/accounting standard.
- (c) The company does not have any outstanding derivative contract as on 31st March 2024.
- (d) There are no amount which are required to be transferred to the Investor Education and protection fund by the company
- (e) The Parliament of India has approved the Code on social Security, 2020 (the Code) which may impact the contributions by the Company towards provident fund, gratuity and ESL. The Code has been published in the Gazette of India. However, the effective date has not yet been notified. The Company will assess the impact of the Code when it comes into effect and will record any related impact in the period the Code becomes effective.

(b) Capital Commitments	As at 31,Mar,24	As at 31,Mar,23
(i) Estimated amount of contracts remaining to be executed on capital account and not provided for (net of advances)	3,431.33	496.69
(ii) Uncalled capital commitment pertaining to investments	411.00	-

40 Segment Reporting

a) Primary Segment Information (by Business Segments)

The Company is primarily engaged in the business of manufacture of optical fiber cables and other telecom related products. Operating segments are reported in the manner consistent with internal reporting to management of the company. The company has regular review procedure in place for operations of the company, as a whole. Hence there are no reportable segments as per Ind AS 108 Operating segment.

b) Secondary Segment Reporting (by Geographical Segments)

The Company caters mainly to the needs of the domestic market and the export turnover being 10.80% (Previous year 6.67%) of the total turnover of the Company.

(i) Revenue as per Geographical Area (Ind AS108, Para 33(a))

Particulars	Year Ending 31st Mar, 24	Year Ending 31st Mar, 23
With in India	75,312.43	1,18,012.25
Outside India	9,116.12	8,428.81
Total	84,428.55	1,26,441.06

- (ii) Revenue of approximately 70% (Previous year 88.06%) are derived from two external customers which individually accounted for more than 10%.
- (iii) None of the non-current assets are located outside India.

41 As required by Ind AS - 24 "Related Party Disclosures"

(i) Name and description of related parties:

Relationship	Name of Related Party
(a) Holding Company:	HFCL Limited
(b) Fellow Subsidiary:	Moneta Finance Private Limited HFCL Advance Systems Private Limited Polixel Securities Systems Private Limited Dragonwave HFCL India Private Limited Radoff Private Limited HFCL Technologies Private Limited HFCL B.V - Netherlands HFCL Inc. - United States of America
(c) Enterprise owned or significantly influenced by holding company's KMP or their relatives	Exicom Tele-systems Ltd Exicom Energy Systems Private Limited Exicom Power Systems Private Limited
(d) Enterprises owned or significantly influenced by key management personnel or their relatives	Nimpa Telecommunications Private Limited
(e) Key management personnel:	Mr. G.S.Naidu, COO & Manager Mr. C. D. Pennappa Chief Financial Officer Mr. S Narayanan, Company Secretary

Note : Related party relationship is as identified by the Company and relied upon by the auditors.

(ii) Nature of transactions - The transactions entered into with the related parties during the year along with related balances are as under:

Particulars	Year ended March 31, 2024	Year ended March 31, 2023
<b>Purchases/receiving of Goods &amp; Materials</b>		
HFCL Limited	14,587.40	39,449.93
Exicom Tele-systems Ltd	0.18	42.36
Nimpa Telecommunications Private Limited	236.21	431.31
Exicom Energy Systems Pvt. Ltd	18.82	-
<b>Sales/receiving of Goods &amp; Materials</b>		
HFCL Limited	28,819.28	51,965.59
Exicom Tele-systems Ltd	572.11	98.88
Nimpa Telecommunications Private Limited	22.03	49.02
Exicom Energy Systems Pvt. Ltd	73.54	32.46
HFCL B.V	172.55	-
HFCL Inc.	1,005.11	-
HFCL Technologies Private Ltd	32.94	-
<b>Expenses - Other expenses</b>		
HFCL Limited	480.42	1,250.31
Nimpa Telecommunications Private Limited	908.24	902.07
<b>Expenses - Interest on Loans and Advances</b>		
HFCL Limited	965.00	965.00
<b>Closing Balances of Receivables</b>		
HFCL Limited	12,928.99	7,509.79
Exicom Tele-systems Ltd	196.93	24.19
Exicom Energy Systems Pvt. Ltd	4.11	4.06
HFCL B.V	172.55	-
HFCL Inc.	1,005.11	-
HFCL Technologies Private Ltd	38.87	-
<b>Closing Balances of Payable</b>		
HFCL Limited	305.87	702.97
Nimpa Telecommunications Private Limited	119.52	66.69
Exicom Energy Systems Pvt. Ltd	0.15	-
Exicom Tele-systems Ltd	0.21	-
<b>Closing Balances of Loan</b>		
HFCL Limited	2,450.00	2,450.00
<b>Closing Balances of Advance</b>		
HFCL Limited	7,200.00	7,200.00

Particulars	Year ended March 31, 2024	Year ended March 31, 2023
<b>Remuneration of Key Management Personnel's</b>		
(a) Short term employee benefits		
Mr. G. S. Naidu, COO & Manager	188.94	96.05
Mr. C. D. Ponnappa Chief Financial Officer	95.27	67.09
Mr. S. Narayanan, Company Secretary	29.00	25.22
(b) Post employment benefits*		
Mr. G. S. Naidu, COO & Manager	-	-
Mr. C. D. Ponnappa Chief Financial Officer	-	-
Mr. S. Narayanan, Company Secretary	-	-
(c) Other long term benefits #		
(d) Remuneration Payable		
Mr. G. S. Naidu, COO & Manager	25.00	15.58
Mr. C. D. Ponnappa Chief Financial Officer	16.86	11.18
Mr. S. Narayanan, Company Secretary	2.50	2.16

\* Note: As the liabilities for defined benefit plans are provided on actuarial basis for the Company as a whole, the amount pertaining to key management personnel are not included.  
# Note: Value of Employees stock options/ restricted stock units issued by HFCL to HTL employees considered herein.

**Major Terms and Conditions of transactions with related parties:**  
i) Transactions with related parties are made on terms equivalent to those that prevail in arm's length transactions.  
ii) The remuneration to Key Managerial Personnel are in line with the HR policies of the company.  
iii) Outstanding balances of related Parties at the year-end are unsecured.

**42. Financial Instruments by Category**

Particulars	Mar-24			Mar-23		
	FVTPL	FVTOCI	Amortised Cost	FVTPL	FVTOCI	Amortised Cost
<b>1) Financial Assets</b>						
D) Investments						
Equity shares						
(i) NSL Wind Power Company (Phoolwadi) Private Limited	-	18.60	-	-	18.60	-
(ii) Trade Receivables	-	-	23,937.99	-	-	18,149.69
(iii) Bank Deposits	-	-	577.18	-	-	251.42
(iv) Cash and Cash Equivalents	-	-	5.28	-	-	8.92
(v) Other Bank balances	-	-	1,413.97	-	-	2,238.16
(vi) Other Financial Assets	-	-	406.18	-	-	283.86
<b>Total Financial Assets</b>	-	<b>18.60</b>	<b>26,340.60</b>	-	<b>18.60</b>	<b>20,932.05</b>
<b>2) Financial Liabilities</b>						
D) Borrowings						
A) From Banks/NBFC	-	-	15,319.63	-	-	13,868.12
B) From Others	-	-	2,850.00	-	-	2,923.00
III) Trade Payables	-	-	10,394.17	-	-	10,830.23
III) Other Financial Liabilities	-	-	8,434.46	-	-	10,800.52
<b>Total Financial Liabilities</b>	-	-	<b>36,998.26</b>	-	-	<b>38,421.87</b>

**Fair Value measurement**  
Fair Value Hierarchy and valuation technique used to determine fair value:

The fair value hierarchy is based on inputs to valuation techniques that are used to measure fair value that are either observable or unobservable and are categorized into Level 1, Level 2 and Level 3 inputs.

**(a) Year Ending March 31, 2024**

Financial Assets measured at Fair Value recurring Fair value measurements at 31-03-2024	Note No.	Level 1	Level 2	Level 3
<b>Financial Assets</b>				
Investments				
(i) NSL Wind Power Company (Phoolwadi) Private Limited	12	-	-	18.60
<b>Total Financial Assets</b>				<b>18.60</b>

**(b) Year Ending March 31, 2023**

Financial Assets measured at Fair Value recurring Fair value measurements at 31-03-2023	Note No.	Level 1	Level 2	Level 3
<b>Financial Assets</b>				
Investments				
(i) NSL Wind Power Company (Phoolwadi) Private Limited	12	-	-	18.60
<b>Total Financial Assets</b>				<b>18.60</b>

**Significant estimates**

The fair value of financial instruments that are not traded in an active market is determined using valuation techniques. The Company uses its judgment to select a variety of methods and make assumptions that are mainly based on market conditions existing at the end of each reporting period.

**43. Financial Risk Management**

The Company's principal financial liabilities, other than derivatives, comprise loans and borrowings and trade and other payables. The main purpose of these financial liabilities is to finance the Company's operations and to provide guarantees to support its operations. The Company's principal financial assets include cash and cash equivalents, trade and other receivables that derive directly from its operations.

The Company's business activities expose it to a variety of financial risks, namely liquidity risk, market risk and credit risk. The Company's senior management has the overall responsibility for the establishment and oversight of the Company's risk management framework. The Company has constituted a Risk Management Committee, which is responsible for developing and monitoring the Company's risk management policies. The Company's risk management policies are established to identify and analyse the risks faced by the Company, to set appropriate risk limits and controls and to monitor risks and adherence to limits. Risk management policies and systems are reviewed regularly to reflect changes in market conditions and the Company's activities.

**Liquidity Risk**

Liquidity risk is the risk that the Company will face in meeting its obligations associated with its financial liabilities. The Company's approach to managing liquidity is to ensure that it will have sufficient funds to meet its liabilities when due without incurring unacceptable losses. In doing this, management considers both normal and stressed conditions.

The following table shows the maturity analysis of the Company's financial liabilities based on contractually agreed undiscounted cash flows as at the Balance Sheet date.

Particulars	Notes Nos.	Carrying amount	Less than 12 months	More than 12 months	Total
<b>As at March 31, 2024</b>					
Borrowings	20 & 23	18,169.63	12,314.27	5,855.36	18,169.63
Trade Payables	24	10,394.17	-	-	10,394.17
Other liabilities	21 & 25	8,434.46	1,234.46	7,200.00	8,434.46
<b>As at March 31, 2023</b>					
Borrowings	20 & 23	16,791.12	11,663.70	5,127.42	16,791.12
Trade Payables	24	10,830.23	10,830.23	-	10,830.23
Other liabilities	21 & 25	10,800.52	3,600.52	7,200.00	10,800.52

**Market Risk**

Market risk is the risk that the fair value of future cash flows of a financial instrument will fluctuate because of changes in market prices. Market risk comprises three types of risk: interest rate risk, currency risk and other price risk, such as equity price risk. Financial instruments affected by market risk include loans and borrowings, deposits, FVTOCI investments.

The sensitivity analyses in the following sections relate to the position as at 31 March 2024 and 31 March 2023.

POTENTIAL IMPACT OF RISK	MANAGEMENT POLICY	SENSITIVITY TO RISK
<b>1. PRICE RISK</b> The company is mainly exposed to the price risk due to its investment in equity instruments. The price risk arises due to uncertainties about the future market values of these investments.  Equity Price Risk is related to the change in market reference price of the investments in equity securities.  The fair value of the company's investments in carried through other comprehensive income which exposes to equity price risks. In general, these securities are not held for trading purposes.	In order to manage its price risk arising from investments, the Company diversifies its portfolio in accordance with the limits set by the risk management policies.	As an estimation of the approximate impact of price risk investments in equity instruments, the Company has calculated the impact as follows.  For equity instruments, a 10% increase in prices would have led to approximately an additional gain of Rs.1.86 Lakhs for year ending March 2024 (Rs.1.86 Lakhs for year ending March 2023) in other comprehensive income. A 10% decrease in prices would have led to an equal but opposite effect.
<b>2. INTEREST RATE RISK</b> Interest rate risk is the risk that the fair value or future cash flows of a financial instrument will fluctuate because of changes in market interest rates. The Company's exposure to the risk of changes in market interest rates relates primarily to the Company's long-term debt obligations with floating interest rates.	In order to manage its interest rate risk The Company diversifies its portfolio in accordance with the risk management policies.	As an estimation of the approximate impact of the interest rate risk, with respect to financial instruments, the Company has calculated the impact of a 0.25% change in interest rates. A 0.25% increase in interest rates would have led to approximately an additional Rs. 36.53 Lakhs less for year ended March 31st, 2024 (Rs.31.73 Lakhs less for year ended March 31st 2023). A 0.25% decrease in interest rates would have led to an equal but opposite effect.

**Credit Risk**

Credit risk is the risk that counterparty will not meet its obligations under a financial instrument or customer contract, leading to a financial loss. The Company is exposed to credit risk from its operating activities (primarily trade receivables) and from its financing activities, including deposits with banks and financial institutions and other financial instruments.

**Trade Receivables**

Customer credit risk is managed by each business unit subject to the Company established policy, procedures and control relating to customer credit risk management. To manage trade receivable, the Company periodically assesses the financial reliability of customers, taking into account the financial conditions, economic trends, analysis of historical bad debts and aging of such receivables.

The maximum exposure to credit risk at the reporting date is the carrying value of each class of financial assets disclosed in Note 13. The Company does not hold collateral as security. The Company evaluates the concentration of risk with respect to trade receivables to be reasonably low as most of the customers are Government and large Corporate organisations though there may be normal delays in collections.

**Financial instruments and cash deposits**

Credit risk from balances with banks and financial institutions is managed by the management in accordance with the Company's policy. Counterparty credit limits are reviewed by the management on an annual basis, and may be updated throughout the year. The limits are set to minimise the concentration of risks and therefore mitigate financial loss through counterparty's potential failure to make payments.

None of the Company's financial assets are either impaired or past due, and there were no indications that defaults in payment obligations would occur.

**Capital management**

Capital includes issued equity capital and share premium and all other equity reserves attributable to the equity holders. The primary objective of the Company's capital management is to maximize the shareholder value. The following table provides detail of the debt and equity at the end of the reporting period :

Particulars	31-Mar-24	31-Mar-23
Debt ( Note 20 & 23)	18,169.63	16,791.12
Less: Cash and Cash equivalents (Note 14)	(5.28)	(8.92)
Net Debt	18,164.35	16,782.20
Total Equity	17,184.25	14,336.83
Net Debt to Equity Ratio	1.06	1.17

44 Out of the total land in possession of the Company at Guindy Industrial Area, Chennai, land measuring 35.89 acres is held by the Company in the capacity of assignee in terms of assignment deed dated 3.12.1968 executed by Government of Tamil Nadu for Industrial Development of Guindy Industrial Area, Chennai. In order to give title of the above assigned land in favour of the Company, the Government of Tamil Nadu had required the Company to surrender back 4.90 acres of unutilised land to the Small Industries Department, Chennai. The Company had surrendered the vacant land measuring 4.90 acres to the Small Industries Department, Chennai in 2002. In respect of the remaining land measuring 30.99 acres, the name of the Company has been entered in the revenue records of the Government of Tamil Nadu. The company is following up with Government of Tamil Nadu for obtaining the clear title. In respect of above said land, a Show Cause Notice (SCN) was issued on 08th June, 2020, by Office of the Revenue Divisional Officer, Guindy, Chennai, objecting on patta of assigned land entered in the revenue records of the Govt. Subsequently, interim stay on SCN was granted by Hon'ble Madras High Court on 19th June, 2020. Further, date of hearing is yet to be fixed by the Hon'ble Madras High Court.

45 The Company has proposed for allotment of 8% redeemable and non-convertable preference capital of Rs. 10,000 Lakhs by way of conversion of outstanding Loans & advances extended by HFCL Limited. The Company has submitted the proposal before Department of Telecommunications (DoT) vide letter HTL/DoT/21-22 dated 22.03.2022 for seeking their administrative approval for the proposal so that the required formalities under the Companies Act can be taken up accordingly. In view of this, entire Loans & advances payable to HFCL Limited have been shown under "Non-Current Financial Liability" in the financial statements.

**46 Share Based Payment**

**a) ESOP Plan**

On October 15, 2018, Holding Company HFCL Limited approved the Employee Stock Option Plan (HFCL Plan 2017) for the grant of stock options to the employees of HFCL and its subsidiaries. The Company recognises the cost towards the options granted to the employee of the company by holding company through equity settled method. The Nomination, Remuneration and Compensation Committee of HFCL administers the plan through a trust established specially for this purpose.

In October 2018, the HFCL approved the grant to the employees of the Company under the HFCL plan 2017. The options under this grant vest to the employees as 40%, 30% and 30% of the total grant at the end of first, second and third year from the date of grant respectively, with an exercise period ending 5 year from the end of last vesting. The conditions for number of options granted include service terms and performance grade of the employees. These options are exercisable at a prevailing fair market value of per share, i.e., the closing market price of the share of HFCL as on the National Stock Exchange of India immediately prior to the date of grant.

Particulars	March 31, 2024		March 31, 2023	
	No. of Options	Weighted Average Exercise Price (Rs.)	No. of Options	Weighted Average Exercise Price (Rs.)
Outstanding at the beginning of the year	-	-	-	-
Granted During the year	1,04,800	20.65	1,04,800	20.65
Forfeited during the year	-	-	-	-
Exercise during the year	-	-	-	-
Expired during the year	-	-	-	-
Outstanding at the end of the year	1,04,800	20.65	1,04,800	20.65
Exercisable at the end of the year	-	-	-	-
Exercise prices for outstanding options at the end of year	-	-	-	-

**47 Corporate Social Responsibility Expenses:**

Particulars	March 31, 2024	March 31, 2023
Amount required to be spent by the company for the year	Rs.134.78 Lakhs	Rs. 99.05 Lacs
Amount of expenditure incurred	Rs. 37.20 Lakhs	Nil
Shortfall at the end of the year	Rs. 97.58 Lakhs	Rs. 99.05 Lacs
Total of previous years shortfall	Rs. 81.08 Lakhs	Rs.75.42 Lacs
Reason for shortfall	Pertains to ongoing CSR project.	Pertains to ongoing CSR project.
Nature of CSR activities	Preventive health care facilities and Inclusive Education to needy people.	Preventive health care facilities for the needy people.
Details of related party transactions, e.g., contribution to a trust controlled by the company in relation to CSR expenditure as per relevant accounting standard	Nil	Nil
Where a provision is made with respect to a liability incurred by entering into a contractual obligation, the movements in the provision during the year shall be shown separately.	Opening Provision = Rs. 174.47 Lakhs (+) Provision made = Rs. 97.58 Lakhs (-) Expenditure incurred = Rs.93.38 Lakhs Closing Provision = Rs. 178.67 Lakhs	Opening Provision = Rs. 136.69 Lacs (+) Provision made = Rs. 99.05 Lacs (-) Expenditure incurred = Rs. 51.27 Lacs Closing Provision = Rs. 174.47 Lacs

48 Disclosure required under Micro and Small Enterprises Development Act, 2006 (the Act) are given as follows :

Particulars	As at March 31, 2024	As at March 31, 2023
a. Principal amount due to Micro and Small Enterprises*	301.97	891.20
Interest due on above	Nil	Nil
b. Interest paid during the period beyond the appointed day	Nil	Nil
c. Amount of interest due and payable for the period of delay in making payment without adding the interest specified under the Act.	Nil	Nil
d. Amount of interest accrued and remaining unpaid at the end of the period	-	8.34
e. Amount of further interest remaining due and payable even in the succeeding years, until such date when the interest dues as above are actually paid to small enterprises for the purpose of disallowance as a deductible expenditure under Sec.23 of the Act	Nil	Nil

Note: The above information and that given in Note No.24 'Trade Payables' regarding Micro and Small Enterprises has been determined on the basis of information available with the Company and has been relied upon by the auditors.

\* Includes Amount of Rs 301.97 Lakhs (Previous year Rs 891.20 Lakhs) outstanding but not overdue to Micro and Small Enterprises as on 31st March 2024

49 Analytical Ratios

Ratios	Numerator	Denominator	Current Period (2023-24)	Previous Period (2022-23)	% Variance
Current ratio (in times)	Total Current Assets	Total Current Liabilities	1.52	1.37	11.48%
Debt-Equity ratio (in times)	Total Debt	Total Shareholders Equity	1.06	1.17	9.72%
Debt-Service coverage ratio (in times)	Net Profit after taxes + Depreciation and other amortisations + Interest + Loss on sale of Fixed assets	Interest + Principle Payments	1.32	2.67	-50.63%
Inventory turnover ratio (in times)	Cost of goods sold	Avg Inventory	4.15	5.94	30.21%
Trade receivables turnover ratio (in times)	Revenue from Operation	Avg Accounts Receivable	4.01	7.15	-43.92%
Trade payables turnover ratio (in times)	Purchases	Avg Accounts Payable	5.50	7.52	-26.83%
Net capital turnover ratio (in times)	Revenue from Operation	Avg Working Capital	6.97	16.28	-57.15%
Return on equity ratio (in %)	Net Income (PAT)	Avg Shareholders Equity	18.13%	58.48%	-69.00%
Net profit ratio (in %)	Net Income (PAT)	Revenue from Operation	3.38%	5.14%	-34.13%
Return on Capital employed (in %)	EBIT	Avg Capital Employed	13.29%	23.21%	-42.74%
Return on Investment (in %)	Income from Investments	Avg Investments	N.A	N.A	-

Explanation for variances exceeding 25%:

- Debt service coverage ratio has reduced due to lower Earnings and Increase in Current Maturities of Long term Debt.
- Inventory turnover ratio has reduced due to lower volume of sales
- Trade Receivables turnover ratio has reduced due to increase in Average Collection period because change in sales mix .
- Trade Payables turnover ratio has reduced due to higher credit period availed from Suppliers.
- Net Capital Turnover ratio has reduced due to lower volume of sales & higher utilization of working capital.
- Return on equity ratio has reduced due to lower volume of sales & change in sales mix.
- Net Profit ratio has reduced due to lower volume of sales & change in sales mix
- Return on Capital Employed has reduced to lower Earnings and higher capital employed.

(B) Other statutory information:

- The Company does not have any benami property, where any proceeding has been initiated or pending against the Company for holding any benami property.
- The Company has not traded or invested in Crypto currency or Virtual Currency during the financial year.
- The Company has not advanced or loaned or invested funds to any other person(s) or entity(ies), including foreign entities (intermediaries) with the understanding that the intermediary shall:
  - directly or indirectly lend or invest in other persons or entities identified in any manner whatsoever by or on behalf of the company (ultimate beneficiaries) or
  - provide any guarantee, security or the like to or on behalf of the ultimate beneficiaries
- The Company has not received any fund from any person(s) or entity(ies), including foreign entities (funding party) with the understanding (whether recorded in writing or otherwise) that the company shall:
  - directly or indirectly lend or invest in other persons or entities identified in any manner whatsoever by or on behalf of the funding party (ultimate beneficiaries) or
  - provide any guarantee, security or the like on behalf of the ultimate beneficiaries.
- The Company does not have any such transactions which are not recorded in the books of accounts that has been surrendered or disclosed as income during the year in the tax assessments under the Income Tax Act, 1961 (such as, search or survey or any other relevant provisions of the Income Tax Act, 1961).
- The Company has complied with the number of layers prescribed under clause (87) of section 2 of the Companies Act 2013 read with the Companies (restriction on number of layers) Rules, 2017.
- The Company is not declared wilful defaulter by bank or financial institution or lender during the year.
- The Company has used the borrowings from banks and financial institutions for the specific purpose for which it was obtained
- The Company does not have any transactions with companies which are struck off
- The Company does not have any charges or satisfaction which is yet to be registered with ROC beyond the statutory period , except as mentioned below.

Charge in favour of	Delay Period (in Months)	Reason for Delay
Axis Finance Ltd (Security on all movable assets of company and immovable assets of Plant at Hosur, Tamil Nadu)	1	Delayed Receipt of NOC

50 In the opinion of the Board, all assets other than property, plant and equipment and non-current investments, have a realisable value in the ordinary course of business which is not significantly differ from the amount at which it is stated. Balances of various trade payables, trade receivables, loans and advances, security deposits and other parties are subject to confirmation / reconciliation and consequential adjustment thereof, if any. In absence of confirmations from such parties, their balances have been taken as per

51 Foreign Currency Exposure

a) The company undertakes transactions denominated in foreign currencies; consequently, exposures to exchange rate fluctuations will arise.

The Company uses foreign currency forward contracts to hedge its risks associated with foreign currency fluctuations relating to certain firm commitments and forecasted transactions. The use of foreign currency forward contracts is governed by the Company's strategy, which provides principles on the use of such forward contracts consistent with Company's Risk Management Policy. The Company does not use forward contracts for speculative purposes.

b) Foreign Currency Exposure:

Particulars		As at March 31, 2024		As at March 31, 2023	
		Amount in Foreign Currency	Equivalent in INR	Amount in Foreign Currency	Equivalent in INR
Trade Payable	USD/INR	38.91	3,244.64	25.10	2,063.44
Trade Payable	JPY/INR	0.00	0.13	-	-
Trade Payable	EUR/INR	0.04	3.51	-	-
Trade Payable	GBP/INR	-	-	0.01	0.56
Capex Payable	USD/INR	0.08	6.77	1.99	163.40
Trade Receivable	USD/INR	25.50	2,125.83	16.51	1,357.73
Trade Receivable	GBP/INR	26.80	2,822.24	44.30	4,512.60
Trade Receivable	EUR/INR	4.61	415.87	2.39	214.33

c) Foreign currency sensitivity analysis:

The following details are demonstrate the Company's sensitivity to a 5% increase and decrease in the INR against the relevant foreign currencies. The sensitivity analysis includes only outstanding foreign currency denominated monetary items as tabulated above and adjusts their translation at the period end for a 5% change in foreign currency rates. The sensitivity analysis includes external loans. A positive number below indicates an increase in profit or equity and vice-versa.

Impact on Profit & loss for the year	As at March 31, 2024		As at March 31, 2023	
	INR Strengthens by 5%	INR weakening by 5%	INR Strengthens by 5%	INR weakening by 5%
USD Impact	56.28	(56.28)	43.46	(43.46)
JPY Impact	0.01	(0.01)	-	-
EURO Impact	(20.62)	20.62	(10.72)	10.72
GBP Impact	(141.11)	141.11	(225.60)	225.60

52 Tax Reconciliation

Particulars	FY 2023-24	FY 2022-23
Net Profit as per Statement of Profit and Loss (before tax)	4,220.99	9,003.21
Current Tax rate @ 25.17%	1,062.34	2,265.93
Adjustment:		
Depreciation & other adjustment	39.15	96.80
Amount of eligible / ineligible expenditure	246.66	37.32
Interest on Tax Payment	38.94	137.51
Tax Provision as per Books	1,387.09	2,537.76

53 Figures for the previous year have been regrouped/rearranged wherever necessary to confirm current year's classification / presentation.

For Oswal Sunil & Company  
Chartered Accountants  
Firm Reg. No.: 016520N

For and on behalf of the Board

NISHANT BHANSALI  
Partner  
M.No.: 532900

MAHENDRA NAHATA  
Chairman  
DIN: 00052898

R.M.KASTIA  
Director  
DIN: 00053059

S. NARAYANAN  
Company Secretary  
M.No ACS5772  
New Delhi, 30th April 2024

C D PONNAPPA  
Chief Financial Officer  
PAN: ACZPP1337Q

New Delhi, 30th April 2024

**ATTENDANCE SLIP****HTL LIMITED**

(CIN: U93090TN1960PLC004355)

Regd.Office: GST Road, Guindy, Chennai-600 032

Email: coo@htllimited.com; Website: www.htllimited.com

Phone: 044- 22501020

**63<sup>RD</sup> ANNUAL GENERAL MEETING 2024**

I/We hereby record my/our presence at the 63<sup>rd</sup> Annual General Meeting of the Company at GST Road, Guindy, Chennai – 600032 / thru' Video Conferencing over MS Teams on Friday, 26<sup>th</sup> July, 2024 at 12.30 P.M.

-----  
Member's Folio

-----  
Member's/ Proxy's Name

-----  
Member's / Proxy's Signature

Note:

1. Please complete the Folio No. and name, sign the Attendance Slip and hand over / send it over at the Meeting Hall.
2. Physical copy of the Annual Report for 2024 and Notice of the Annual General Meeting along with Attendance Slip and Proxy Form is sent in the permitted mode to all Members.



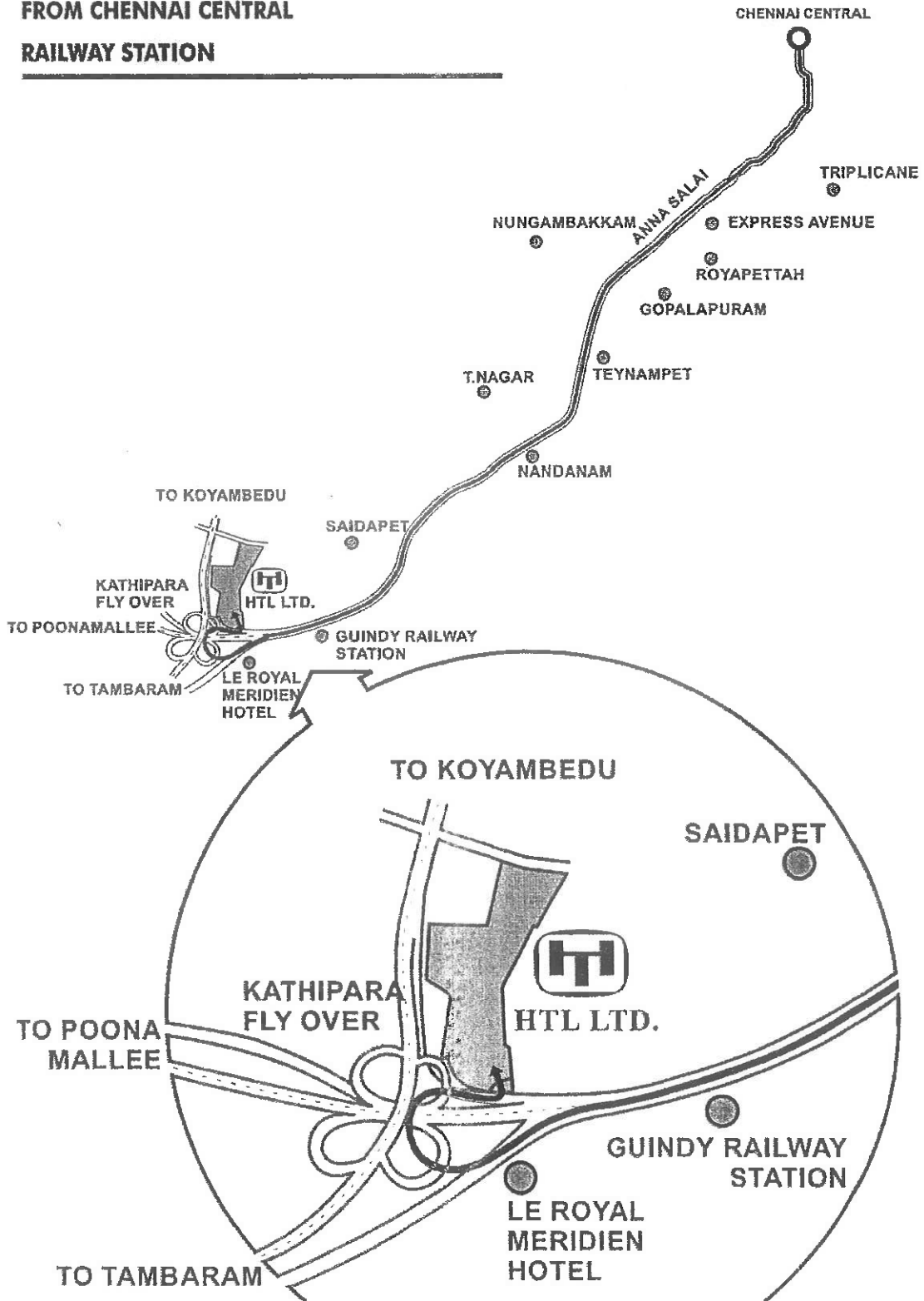
PAHE

BLANK





**ROUTE MAP TO HTL  
FROM CHENNAI CENTRAL  
RAILWAY STATION**







BLANK

PAGE



**GUIDELINES TO SHAREHOLDERS WHO OPT FOR ATTENDING THE 63<sup>RD</sup>  
AGM THRU' VIDEO CONFERENCING**

1. As you are aware, in view of the situation arising due to COVID-19 global pandemic, the general meetings of the companies shall be conducted as per the guidelines issued by the Ministry of Corporate Affairs (MCA) vide Circular No. 14/2020 dated April 8, 2020, Circular No.17/2020 dated April 13, 2020, Circular No. 20/2020 dated May 05, 2020, Circular No. 02/2021 dated January 13, 2021, Circular No. 19/2021 dated December 08, 2021, Circular No. 21/2021 dated December 14, 2021, Circular No. 2/2022 dated May 05, 2022, General Circular No. 10/2022 dated December 28, 2022 and General Circular No. 09/2023 dated September 25, 2023. The forthcoming AGM will thus be held at the Registered Office of the Company at GST Road, Guindy, Chennai – 600 032 and thru' Video Conferencing. Hence, Members who send their requests from their registered email id with the Company for attending this meeting thru' Video Conferencing can attend and participate in the ensuing AGM through VC over MS Teams (Thru' the Link to be provided thru' the registered email).
2. Pursuant to the provisions of Section 101 of the Companies Act, 2013, the Company is sending Notice of the AGM to the address registered with the Company or with the depository participant/ depository.
3. The Members requesting to attend this meeting thru' Video Conferencing can join the AGM in the VC mode 15 minutes before and after the scheduled time of the commencement of the Meeting by following the procedure mentioned in the Notice. The facility of participation at the AGM through VC will be made available to the interested Members, Directors, Key Managerial Personnel, Auditors etc.
4. The attendance of the Members attending the AGM through VC will be counted for the purpose of ascertaining the quorum under Section 103 of the Companies Act, 2013.
5. Pursuant to MCA Circular No. 14/2020 dated April 08, 2020, the facility to appoint proxy to attend and cast vote for the members is not available for this AGM. However, in pursuance of Section 112 and Section 113 of the Companies Act, 2013, representatives of the members such as the President of India or body corporate can attend the AGM through VC and cast their votes.

**GUIDELINES TO SHAREHOLDERS WHO OPT FOR ATTENDING THE 63<sup>RD</sup>  
AGM THRU' VIDEO CONFERENCING**

6. In line with the Ministry of Corporate Affairs (MCA) Circular No. 17/2020 dated April 13, 2020, the Notice calling the AGM has been uploaded on the website of the Company at [www.htllimited.com](http://www.htllimited.com).
7. The AGM has been convened through VC in compliance with applicable provisions of the Companies Act, 2013 read with MCA Circular No. 14/2020 dated April 8, 2020 and MCA Circular No. 17/2020 dated April 13, 2020 and MCA Circular No. 20/2020 dated May 05, 2020 and MCA Circular No. 02/2021 dated January 13, 2021, MCA Circular No. 19/2021 dated December 08, 2021, MCA Circular No. 21/2021 dated December 14, 2021, MCA Circular No. 2/2022 dated May 05, 2022, General Circular No. 10/2022 dated December 28, 2022 and General Circular No. 09/2023 dated September 25, 2023.
8. Pursuant to the provisions of Section 108 of the Companies Act, 2013 read with Rule 20 of the Companies (Management and Administration) Rules, 2014 (as amended) and MCA Circulars dated April 08, 2020, April 13, 2020, May 05, 2020, January 13, 2021, December 08, 2021, December 14, 2021, May 05, 2022, December 28, 2022 and September 25, 2023 the Company is providing facility of e-voting to its Members in respect of the business to be transacted at the AGM, details of which are as follows:-
  - (i) Shareholders shall be able to cast their vote on all business items mentioned in the AGM Notice during the meeting only, on order of Poll by the Chairman of the Meeting.
  - (ii) For this purpose, the Company is providing a designated e-mail address as follows, the Members can convey their votes, when a poll is required to be taken during the Meeting on any resolution, at such designated e-mail address: -

**Designated E-Mail Address for casting votes by Members:-**  
**[snarayanan@htllimited.com](mailto:snarayanan@htllimited.com)**


**GUIDELINES TO SHAREHOLDERS WHO OPT FOR ATTENDING THE 63<sup>RD</sup>  
AGM THRU' VIDEO CONFERENCING**

- (iii) During the Meeting held through VC facility, where a poll on any item is required, the Members shall cast their vote on the resolutions only by sending e-mails through e-mail addresses, which are registered with the Company. The said e-mails shall only be sent to the designated e-mail address circulated by the Company.

**For any query/ grievance related to attending AGM through VC/OAVM or e-voting, please contact the following person:-**


**Company: HTL Limited  
Name: S.Narayanan  
E-mail: [snarayanan@htllimited.com](mailto:snarayanan@htllimited.com)  
Telephone/Mobile No. 7010456750**

\*\*\*\*\*



PAGE

BLANK



**PROXY FORM**

**HTL LIMITED**

(CIN: U93090TN1960PLC004355)

Regd.Office: GST Road, Guindy, Chennai – 600032 (Tamil Nadu)

Email: coo@htllimited.com; Website: www.htllimited.com

Phone: 044-22501020

[Pursuant to Section 105(6) of the Companies Act, 2013 and Rule 19(3) of the Companies (Management and Administration) Rules, 2014]

Name of the Member (s) :	:
Registered Address :	:
E-mail Id :	:
Client-Id :	:
DP-ID :	:

I/We being the member(s) holding ..... shares of HTL Ltd., of Rs.100/- each hereby appoint:

(1) Name: ..... Address: .....

E-Mail Id ..... Signature ..... or failing him:

(2) Name: ..... Address: .....

E-Mail Id ..... Signature ..... or failing him:

(3) Name: ..... Address: .....

E-Mail Id ..... Signature .....

And whose signature(s) are appended in Proxy Form as my / our proxy to attend and vote (on a poll) for me / us and on my / our behalf at the 63<sup>rd</sup> Annual General Meeting of the Company, to be held on Friday, 26<sup>th</sup> July, 2024 at 12.30 P.M. at GST Road, Guindy, Chennai – 600 032 (Tamil Nadu) / thru' Video Conferencing over MS Teams and at any adjournment thereof in respect of such resolutions as are indicated below;

\*\*I wish my above Proxy to vote in the manner as indicated in the Box below:

Resolution No.	Resolutions	Optional	
		For	Against
<b>Ordinary Business</b>			
1.	To receive, consider and adopt the Audited Financial Statements of the Company for the year ended 31 <sup>st</sup> March, 2024 together with the Reports of the Board of Directors and Auditors thereon.		

2.	To appoint a Director in place of Dr. R. M. Kastia (holding DIN- 00053059) who retires by rotation at this Annual General Meeting and being eligible offers himself for re-appointment.		
3.	To appoint a Director in place of Shri Rajeev Sabherwal (holding DIN- 08420761) who retires by rotation at this Annual General Meeting and being eligible offers himself for re-appointment.		
<b>Special Business</b>			
4.	To consider and ratify the remuneration payable to the Cost Auditors.		

Signed this ..... day of ..... 2024.

Affix Revenue Stamp
---------------------------

Signature of Shareholder .....

Signature of Proxy Holder(s) .....

**Notes:**

- (1) This form of proxy in order to be effective should be duly completed and deposited at the Registered Office of the Company not less than 48 (Forty Eight) hours before the commencement of the Meeting.
- (2) A Proxy need not be a Member of the Company.
- (3) A person can act as a proxy on behalf of members not exceeding fifty and holding an aggregate of not more than 10% of the total share capital of the Company carrying voting rights. A member holding more than 10% of the total share capital of the Company carrying voting rights may appoint a single person as proxy and such person shall not act as a proxy for any other person or shareholder.
- \*\* (4) This is only optional. Please put an 'X' in the appropriate column against the Resolution indicated in the Box. If you leave the 'For' or 'Against' column blank against any or all the Resolutions, your Proxy will be entitled to vote in the manner as he/she thinks appropriate.
- (5) Appointing a Proxy does not prevent a Member from attending the Meeting in person if he so wishes.
- (6) Please complete all details including details of member(s) in above box before submission.

\*\*\*\*\*